

ADE-1F2 - for non-armoured cable

Hazardous area cable glands



Suitable for the following cable types:

- Non-armoured cable
- Marine shipboard cable; Type P cable
- Tray cable: TC

Provides 25% of cable clamping. As per IEC60079 § A.2.3.2 for group II or III cable glands, "without a clamping device, additional clamping of the cable is needed to ensure that pulling & twisting is not transmitted to the terminations". We recommend using the certified ADE clamping module (page 2.29).

Certifications and compliances

• ATEX No. INERIS 12ATEX0032X

- Zones 1 and 2, Groups IIA, IIB and IIC
- Zones 21 and 22, Groups IIIA, IIIB and IIIC
- ⊕ II2GD / Ex db IIC / Ex eb IIC / Ex tb IIIC
- ⊕ II3G Ex nRc IIC

• IECEx No. IECEx INE 12.0025X

- Zones 1 and 2, Groups IIA, IIB and IIC
- Zones 21 and 22, Groups IIIA, IIIB and IIIC
- Ex db IIC / Ex eb IIC / Ex nRc IIC / Ex tb IIIC

• UL: 3DJN E310130 Class I Zone 1*, AEx e II

- Ⓛ ADE size 3 to 8, NPT 1/2" to 1 1/4" or ISO 20 to 40 with non-armoured cable TC-ER-HL up to 1" diameter

• UL: 3DJN E310130 Class I Zone 2*, AEx e II, Ex e II

- Ⓛ ADE size 3 to 17, NPT 1/2" to 4" or ISO 20 to 110 with non-armoured cable ITC, MV, PLTC, TC-ER, TC-ER-HL, TC

• UL: 3LRC E314047 Class I Zone 2*, AEx e II, Ex e II

- Ⓛ ADE size 3 to 17, NPT 1/2" to 4" or ISO 20 to 110 with non-armoured marine cable

* Can be used in Div.2 provided that the enclosure contains no components that produce arcs or sparks.

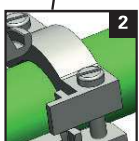




Other certificates:

- CEPEL:** 05.0558X
- CCoE:** P360379-1
- KOSHA:** 2015-BO-0249 to 0256
- NANIO:** TC-RU C-FR.ГБ05.B.00858
- NEPSI:** GYJ13.1082X
- SABS:** MS/15-0314X

Shipping applications:

- ABS:** 14-HS1274083-PDA
- BV:** 40910/A0 BV
- DNV:** TAE000010X
- Lloyds:** 11/00072
- DTS-01:1991**



Technical specification

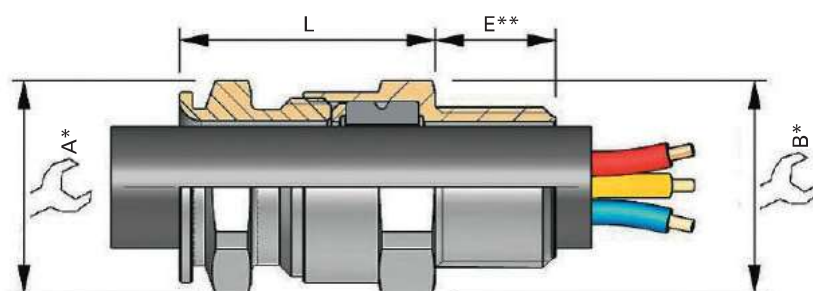
- Nickel-plated brass for superior corrosion resistance. 316L stainless steel, bronze and aluminium options available. It is recommended that a suitable lubricant is used on all threads of stainless steel and aluminium versions.
- Temperature range: -60 °C to +140 °C
- IP66 / IP68 according to the method of attachment and the condition of the equipment area, see page 2.5

Features and benefits

- 1: Specifically formulated elastomer for IP sealing on outer sheath of cable
- 2: Additional external cable clamping for strain relief (optional).

ADE-1F2 - for non-armoured cable

Hazardous area cable glands



* For 'across corners' dimensions, multiply 'across flats' dimensions by 1.1

** For 'E' see thread dimension page 5.18

SERIES	THREAD SIZE	CABLE SEALING RANGE	MATERIAL	OPTION
ADE1	M25	3	NPN	

0 = XS
1 = S
2 = M
3 = L

CODES	
K1	Accessories kit 1
K2	Accessories kit 2
K3	Accessories kit 3
BLANK	No option
NPN	Nickel-plated brass
SSN	Stainless steel
BZN	Bronze
ALN	Aluminium (not Group I)

KIT OPTIONS	
K1	Kit 1 contents: • Locknut • Green composite washer
K2	Kit 2 contents: • Locknut • Green composite washer • Earth tag • Shroud
K3	Kit 3 contents: • Locknut • Green composite washer • Earth tag • Serrated washer

Ordering codes

SERIES	THREAD SIZE (ISO)	THREAD SIZE CODE (ISO)	THREAD SIZE (NPT)	THREAD SIZE CODE (NPT)	CABLE SEALING RANGE	CABLE SEALING RANGE ISO (NPT)			ADE GLAND SIZE	CATALOG NUMBER (ISO)	CATALOG NUMBER (NPT)	
						OUTER SHEATH MIN - MAX	A	B				L
ADE1	12*	M12	1/4**	N025	3	4.5 - 8.0	17	17	25.0	4	ADE1M123NPN	ADE1N0253NPN
ADE1	16*	M16	3/8**	N038	2	4.5 - 8.5	17	19	25.0	4	ADE1M162NPN	ADE1N0382NPN
ADE1	16*	M16	3/8**	N038	3	7.0 - 12.0	19	19	27.5	5	ADE1M163NPN	ADE1N0383NPN
ADE1	20	M20	1/2"	N050	0	2.8 - 5.5	15	24	24.0	3	ADE1M200NPN	ADE1N0500NPN
ADE1	20	M20	1/2"	N050	1	4.5 - 8.5	17	24	25.0	4	ADE1M201NPN	ADE1N0501NPN
ADE1	20	M20	1/2"	N050	2	7.0 - 12.0	19	24	27.5	5	ADE1M202NPN	ADE1N0502NPN
ADE1	20	M20	1/2"	N050	3	10.0 - 16.0 (15.5)	24	24	32.0	6	ADE1M203NPN	ADE1N0503NPN
ADE1	25	M25	3/4"	N075	1	7.0 - 12.0	19	30	27.5	5	ADE1M251NPN	ADE1N0751NPN
ADE1	25	M25	3/4"	N075	2	10.0 - 16.0	24	30	32.0	6	ADE1M252NPN	ADE1N0752NPN
ADE1	25	M25	3/4"	N075	3	13.5 - 20.5	30	30	36.5	7	ADE1M253NPN	ADE1N0753NPN
ADE1	32	M32	1"	N100	2	13.5 - 21.0	30	36	36.5	7	ADE1M322NPN	ADE1N1002NPN
ADE1	32	M32	1"	N100	3	18.0 - 27.5 (26.0)	41	41	46.0	8	ADE1M323NPN	ADE1N1003NPN
ADE1	40	M40	1 1/4"	N125	2	18.0 - 27.5 (26.0)	48	48	50.0	8	ADE1M402NPN	ADE1N1252NPN
ADE1	40	M40	1 1/4"	N125	3	23.0 - 34.0	48	48	50.0	9	ADE1M403NPN	ADE1N1253NPN
ADE1	50	M50	1 1/2"	N150	0	23.0 - 34.0	48	55	49.7	9	ADE1M500NPN	ADE1N1500NPN
ADE1	50	M50	1 1/2"	N150	1	29.0 - 41.0	55	55	52.0	10	ADE1M501NPN	ADE1N1501NPN
ADE1	50	M50	2"	N200	2	35.0 - 45.0 (48.0)	64	64	56.5	11	ADE1M502NPN	ADE1N2002NPN
ADE1	63	M63	-	-	2	35.0 - 48.0	64	67	56.5	11	ADE1M632NPN	-
ADE1	63	M63	2"	N200	3	42.0 - 56.0 (53.0)	72	72	60.0	12	ADE1M633NPN	ADE1N2003NPN
ADE1	75	M75	2 1/2"	N250	3	50.0 - 65.0 (62.5)	85	85	67.5	13	ADE1M753NPN	ADE1N2503NPN
ADE1	90	M90	3"	N300	2	58.0 - 74.0	95	95	69.0	14	ADE1M902NPN	ADE1N3002NPN
ADE1	90	M90	3"	N300	3	66.0 - 83.0 (78.0)	110	110	80.0	15	ADE1M903NPN	ADE1N3003NPN
ADE1	110	M110	3 1/2"	N350	2	75.0 - 93.0 (92.0)	120	120	80.0	16	ADE1M1102NPN	ADE1N3502NPN
ADE1	110	M110	4"	N400	3	85.0 - 104.0	135	135	90.0	17	ADE1M1103NPN	ADE1N4003NPN

* Not UL certified. Above catalog numbers are for nickel-plated brass; refer to order code diagram for other options.

All dimensions in mm.