








## Conductor connection terminal 16-70mm<sup>2</sup>, 10 mm

**Part no.** AKU70/10  
**Article no.** 107193

### Delivery program

Product range			60 mm system 185 mm system Compact system
Basic function			Connections
Subrange			Universal conductor connection terminals
Description			With integrated retaining spring, open terminal chamber and captive terminal screw
Terminal area W x H		mm	14 x 14
Width		mm	20.5
Rated operational current	I <sub>e</sub>	A	400
Copper strip		mm	16 - 70 mm <sup>2</sup> AWG 4 - AWG 2/0.  directly terminated,   2 x (3 x 9 x 0.8) or 6 x 9 x 0.8
For use with			All 10 mm thick flat busbars
<b>Notes</b>			
○ round conductor, solid			
 Flexible, round conductor with correctly crimped ferrule			
Round conductor, stranded			
 Section conductor, solid			
Sector conductor, stranded			
 CU band			
 CU busbar			

### Approvals

Product Standards			UL508A; CSA-C22.2 No. 14; IEC 60439-1; CE marking
UL File No.			E307559
UL Category Control No.			NMTR2, NMTR8
CSA File No.			236217
CSA Class No.			3211-37
North America Certification			UL recognized, CSA certified
Conditions of Acceptability			Refer to approbation report
Specially designed for North America			No
Suitable for			Feeder circuits
Current Limiting Circuit-Breaker			Refer to approbation report
Max. Voltage Rating			600 V AC
Degree of Protection			Feeder circuits

## Dimensions

