





DOL starter, 380 V 400 V 415 V: 5.5 kW, I_r= 8 - 12 A, 24 V DC, DC voltage, Push in terminals

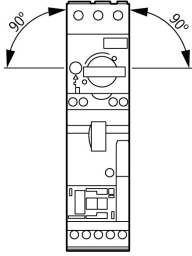
Part no. MSC-D-12-M14(24VDC)-PI
Catalog No. 199611
Alternate Catalog No. XTSCPI012B014CTDNL

Delivery program

Basic function				DOL starters (complete devices)
Basic device				MSC
				
Notes				Also suitable for motors with efficiency class IE3.
Connection technique				Push in terminals
Connection to SmartWire-DT				no
Motor ratings				
Motor rating				
AC-3				
380 V 400 V 415 V	P	kW		5.5
Rated operational current				
AC-3				
380 V 400 V 415 V	I _e	A		11.3
Rated short-circuit current 380 - 415 V	I _q	kA		50
Setting range				
Setting range of overload releases	I _r	A		8 - 12
				
Coordination				Type of coordination "1" Type of coordination "2"
Actuating voltage				24 V DC DC voltage
Motor-protective circuit-breakers PKZM0-12				
Contactors DILM14-11(...)				
DOL starter wiring set Mechanical connection element and electrical electric contact module PKZM0-XDM32-PI				
Notes				
The DOL starter (complete device) consists of a PKZM0 motor protective circuit breaker and a DILM contactor.				
With the adapter-less top-hat rail mounting of starters up to 15 A, only the motor protective circuit breaker on the top-hat rail requires an adapter. The contactors are provided with mechanical support via a mechanical connection element.				
Control wire guide with max. 6 conductors up to 2.5°mm external diameter or 4 conductors up to 3.5°mm external diameter.				
From 16 A, the motor protective circuit breaker and contactor are mounted on the top hat rail adapter plate.				
The connection of the main circuit between PKZ and contactor is established with electrical contact modules.				
When using the auxiliary contacts DILA-XHIT... (→ 101042) the plug-in electrical connector can be removed without the removal of the front mounting auxiliary contact.				

Technical data

Standards				IEC/EN 60947-4-1, VDE 0660
-----------	--	--	--	----------------------------

Mounting position			
Altitude		m	Max. 2000
Ambient temperature			-25 - +55

Main conducting paths

Rated impulse withstand voltage	U_{imp}	V AC	6000
Overvoltage category/pollution degree			III/3
Rated operational voltage	U_e	V	230 - 415
Rated operational current			
Open, 3-pole: 50 – 60 Hz			
380 V 400 V	I_e	A	12

Additional technical data

Motor protective circuit breaker PKZM0, PKE			PKZM0 motor-protective circuit-breakers, see motor-protective circuit-breakers/ PKZM0 product group DILM contactors, see contactor product group DILET timing relay, ETR, see contactors, electronic timing relays product group
---	--	--	---

Power consumption

DC operated	Sealing	W	0.86
-------------	---------	---	------

Design verification as per IEC/EN 61439

Technical data for design verification			
Operating ambient temperature min.		°C	-25
Operating ambient temperature max.		°C	55

Dimensions

