

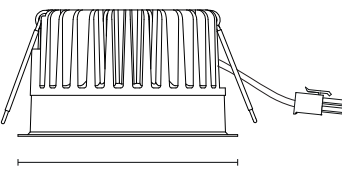

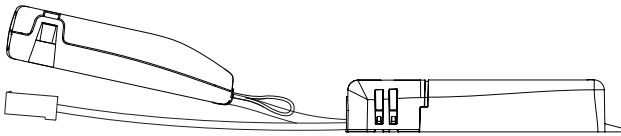


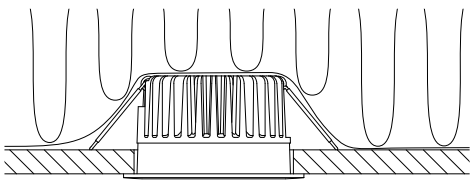
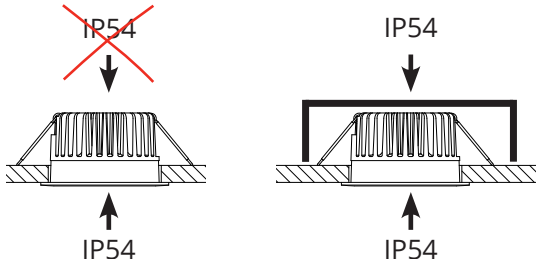
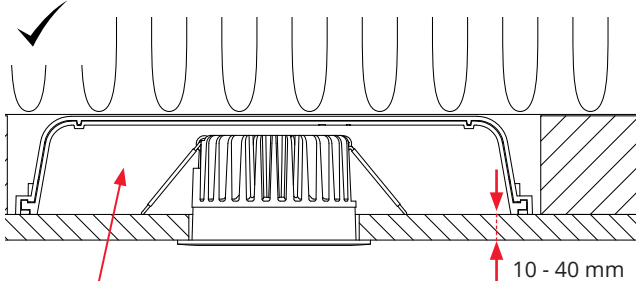
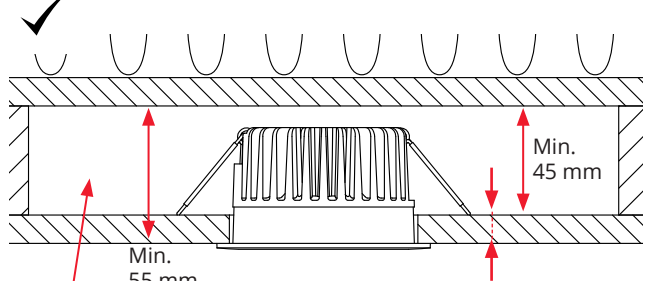
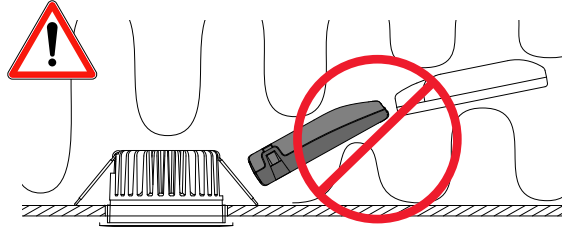
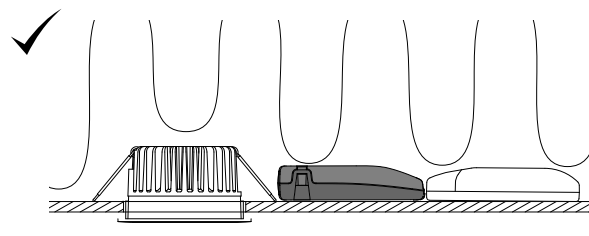




Soft Slim DALI



220-240V, 50/60Hz, 11W

 36V  51 mm  Ø90 mm	 260mA  L x W x H 111 x 52 x 22 mm
  Max. 180mA 	
 <p>SG Multibox TEK SG Concrete box SG Multibox Mini SG Ledbox 48</p> <p>10 - 40 mm</p>	 <p>Min. 55 mm Min. 45 mm</p> <p>5 - 40 mm</p> <p>Volume: Min. 4 L (4000 cm³) (E.g. 300mm x 300mm x 48mm = 4,3L)</p>
	

NORWAY
 SG Armaturen AS
 Skytterheia 25
 N-4790 Lillesand

SWEDEN
 SG Armaturen AB
 Tel: +46 31 81 71 10
 info@sg-ab.se
 www.sg-ab.se

DENMARK
 SG Armaturen A/S
 Tel: +45 70 70 72 13
 info@sg-as.dk
 www.sg-as.dk

FRANCE
 SG Lighting SA/NV
 Tel: +33(0) 4 94 93 00 00
 info.france@sglighting.fr
 www.sglighting.net

GERMANY
 SG Leuchten GmbH
 Tel: +49 40 23 99 44 59
 info@sg-leuchten.de
 www.sg-leuchten.de

Tel: +47 37 50 03 00
 firmapost@sg-as.no
 www.sg-as.no

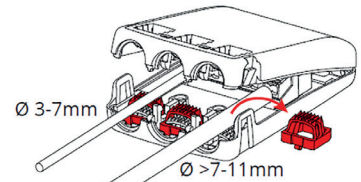
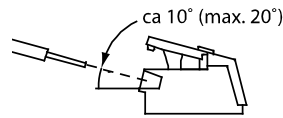
FINLAND
 SG Armaturen Oy
 Tel: +358 02 07 30 39 60
 info@sg-oy.fi
 www.sg-oy.fi

UNITED KINGDOM
 SG Lighting LTD
 Tel: +47 37 50 03 00
 info@sglighting.co.uk
 www.sglighting.co.uk

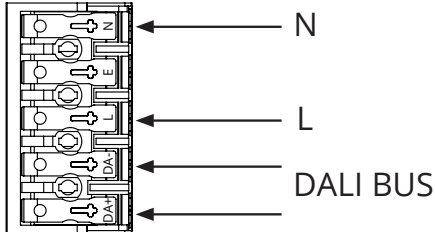
BENELUX
 SG Lighting SA/NV
 Tel: +32(0) 15 20 72 71
 info.benelux@sglighting.net
 www.sglighting.net

INTERNATIONAL
 SG Lighting Co Ltd.
 Tel: +86 769 88 49 20 88
 cindy@sgdgc.com
 www.sg-as.com

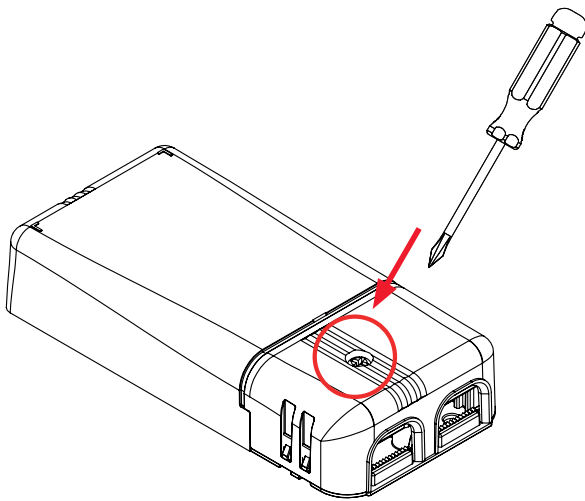
Rev: 16.08.2023



DALI Dim



Dipswitch



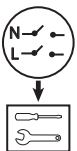
IsoSafe

Standard



<input type="checkbox"/> ON	1	2	3	4
<input type="checkbox"/> ON	1	2	3	4
<input type="checkbox"/> ON	1	2	3	4
<input type="checkbox"/> ON	1	2	3	4
<input type="checkbox"/> ON	1	2	3	4
<input checked="" type="checkbox"/> ON	1	2	3	4
<input checked="" type="checkbox"/> ON	1	2	3	4
<input checked="" type="checkbox"/> ON	1	2	3	4
<input checked="" type="checkbox"/> ON	1	2	3	4

mA	lm
100	38%
140	54%
180	69%
220	85%
260	100%
300	-
340	-
380	-
24V	-



NO: Skru av strømmen før montering.
DK: Sluk for strømmen inden montering.
SE: Stäng av strømmen innan montering.
EN: Turn off power before installing.
FR: Couper le courant avant l'installation.
NL: Stroom uitschakelen voor u het toestel installeert.
DE: Vor Installationsarbeiten den Strom abschalten.
FI: Sammuta virta ennen kytkemistä

2: Replaceable (LED only) light source by a professional



3: Replaceable control gear by a professional



NO: Kan kun installeres og vedlikeholdes av en registrert installasjonsvirksomhet.
DK: Må kun installeres og vedlikeholdes af uddannet elektriker.
SE: Skall installeras och underhållas av behörig elektriker.
EN: Only to be installed and maintained by an authorized electrician.
FR: Doit être installé et maintenu par un électricien qualifié.
NL: Mag alleen geïnstalleerd en onderhouden worden door een bevoegde elektricien.
DE: Dieses Produkt darf nur durch autorisiertes Personal (z.B. Elektro-Installateur) angeschlossen, in Betrieb genommen und gewartet werden.
FI: Asentaa ja huoltaa saa vain valtuutettu sähköasentaja