

FDV

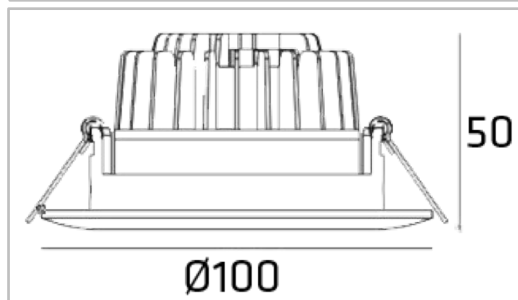
Comet Quick Direct Dim-til-varm

El nr	32 765 14
Article nr	210554
EAN	7090015370239



Lysteknikk

Type lyskilde	LED (Sunpu COB LED)
Spennning	230VAC 50/60Hz
Watt	6,3W
Systemeffekt (W)	8W
Effektiv lysstrøm (lm)	560lm
Effekt	70lm/W
Fargetemperatur	2000K-2800K
Fargegjengivelse (CRI)	Ra>80
MacAdams faktor	SDCM<3
Levetid	62000 L80
Lysspredning	60°



Dimmetype

Type	Dimbar faseavsnitt
------	--------------------

Beskyttelse

Isolasjonsklasse	Klasse II
IP-grad	IP44

Montering/Tilkobling

Montering	Innfelling
Kabling	Hurtigklemme

Materialer og overflater

Armaturhus	Aluminium die-cast
Farge	Matt hvit (RAL 9010)
Optikk/Reflektor	Acrylic/Alu

Dimensjoner (mm)

Høyde (H)	50 mm
Diameter (D)	Ø100 mm
Innfellingsdiameter	Ø78-85 mm
Vekt	0,25 kgs

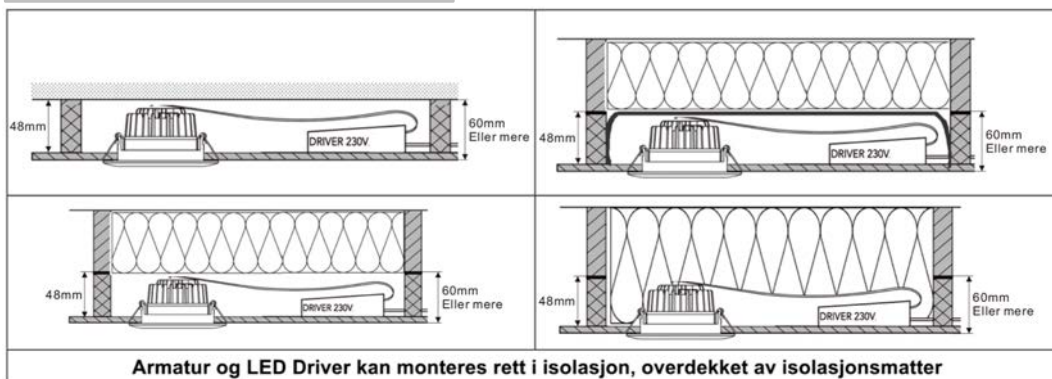
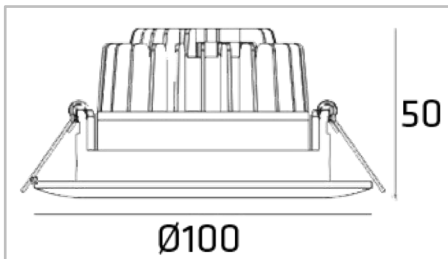
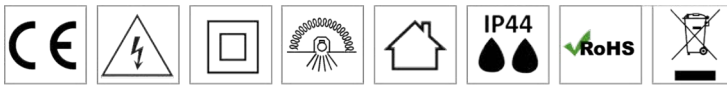
Energi og godkjenning

Energiklasse	A++
Godkjenning	CE
Safety standard	EN 61347-2-13:2014+AMD1:2017, EN 6134701:2015
EMC standard	EN 55015:2013+A1:2015, EN 61547:2009, EN 61000-3-2:2014, EN 61000-3-3:2013

Forpakning

Eske dimensjon	130x110x75mm
Eske Vekt	0,265 kgs
Kartong Dimensjon	570x540x170 mm
Antall/Kartong	40 stk
Kartong Vekt	13,0 kgs

Comet Quick Direct Dim-til-varm



IMPORTANT INFORMATION:

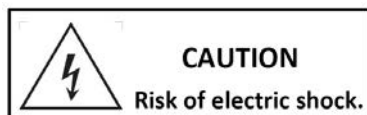

1. Please read this instruction carefully before installation and keep it for future reference.
2. Please conform to the instruction of equipment and installed by professional.
3. Make sure correct voltage applied before use and keep away from heat and vibration source.
4. The light source of this luminaire is not replaceable. When the light source reaches its end of life the whole luminaire shall be replaced.
5. The product is not suitable for any oil pollution ambient or related applications.
6. For indoor use only.

MAIN PARAMETER:

Product	210554
Rated Voltage	AC 220-240V 50/60Hz
LED watt	6,3W
System eff	8W
LED	Sunpu COB LED
LED Driver	Constant Current 350mA
Color Temperature	2000K-2800K
Protection	Class II
Beam Angle	60°
IP Rated	IP44
Operation Temperature	-25°C <ta<45°C
Cut-out	Ø78-85mm
Product Size	Ø100mmxH50mm

INSTALLATION INSTRUCTIONS:

1. Always switch off the power supply before installation.
2. Make sure all parts are ready when open the box and prepare the installation tools the lighting needs.
3. Should be installed by qualified electricians.
4. If there is any damage on the housing or glass cover, should view it as disqualified product that cannot be used.
5. If the external flexible cable or cord of this luminaire is damaged, it shall be exclusively replaced by the manufacturer or his service agent or a similar qualified person in order to avoid a hazard.



INSTALLATION STEPS:

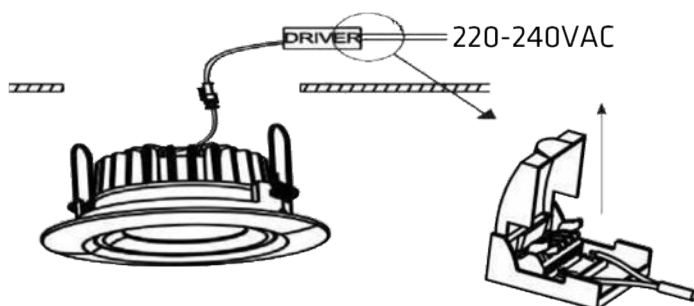
1. Cut-out for the downlight.



Cut-out: Ø78-85mm



2. Connect Mains supply to the quick connection terminal block of LED driver.
Slide the mounting spring clips into the ceiling cut-out and push the luminaire up into cutting hole. Ensure that it is securely located.



3. Switch on the power supply.

