


RGP-round holes

RGP is a Lycron transit frame for assembly in drilled holes, pipes or in MCT Brattberg sleeves (see page 41 for dimensions of pipes and drilled holes). It is available in eight sizes (see table) and is packed with insert blocks. The metal parts are galvanized or stainless steel.

RGPO is a Lycron frame with open sides intended for installation in holes where cables have already been installed. This is also available in seven sizes.



RGP is a circular seal for holes or pipes.



RGPO is an openable RGP frame.

Weight in kilograms		Weight in pounds	
RGP 50/L60	0,25	RGP 2"/L 2.36	0.6
RGP 50/L30	0,11	RGP 2"/L 1.18	0.2
RGP 70	0,4	RGP 3"	0.9
RGP 100	0,7	RGP 4"	1.5
RGP 125	1,0	RGP 5"	2.2
RGP 150	1,8	RGP 6"	4.0
RGP 200	3,0	RGP 8"	6.6
RGP 300	7,5	RGP 11.8"	16.5

Dimensions in mm (inches)		
FRAME SIZE	PACKING AREA	DEPTH AND DIAMETER
RGP 50/L60 (2"/L2.36)		
RGP 50/L30 (2"/L1.18)		
RGP 70 (3")		
RGP 100 (4")		
RGP 125 (5")		
RGP 150 (6")		
RGP 200 (8")		
RGP 300 (11.8")		

Sleeves for RGP and RGPO Frames

MCT Brattberg standard sleeves are available in seven sizes, for welding or bolting to the structure.

The standard materials are mild steel, stainless steel and aluminium.

SFRB is also available in an open version (SFRBO).

SFR/SFRB are supplied in kits, complete with drilled holes, bolts, nuts washers and a gasket or sealing compound.



SFRBO

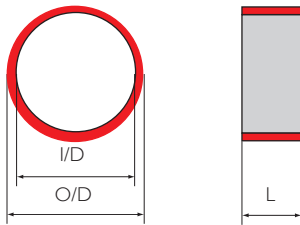


SFR

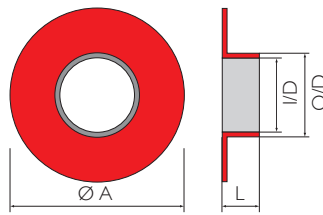
SFRB

S

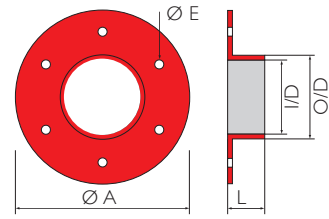
TYPE S WITHOUT FLANGE



TYPE SFR WITH ROUND FLANGE



TYPE SFRB WITH ROUND FLANGE AND PRE DRILLED HOLES



Type S without flange							
Type/Dimension	O/D mm	L mm	Weight kg	Type/Dimension	O/D inch	L inch	Weight lbs
S 50/L30	63	35	0,3	32"/L 1.18	2.5	1.2	0.7
S 50/L60	63	70	0,6	32"/L 2.36	2.5	2.8	1.3
S 70	83	70	0,8	S-3	3.52	3.2	1.8
S 100	114	82	1,3	S-4	4.55	3.2	1.8
S 125	139	82	1,6	S-5	5.55	3.2	1.8
S 150	164	82	1,9	S-6	6.55	3.2	1.8
S 200	214	82	2,6	S-8	8.55	3.2	1.8
S 300	316	85	4,5	S-11.8	12.44	3.4	9.9

Dimensions for pipes and drilled holes see page 41

Dimensions for pipes and drilled holes see page 41

Sleeves can also be supplied to US Standard Diameters.

Type SFR and SFRB with round flange													
Type/Dimension	O/D mm	L mm	A mm	E mm	Weight kg	Qty of holes	Type/Dimension	O/D inch	L inch	A inch	E inch	Weight lbs	Qty of holes
SFR/SFRB 50/L30	63	38	145	9	0,9	4	SFR/SFRB 2"/L 1.18	2.48	1.5	6	0.35	2.0	4
SFR/SFRB 50/L60	63	73	145	9	1,2	4	SFR/SFRB 2"/L 2.36	2.48	2.9	6	0.35	2.6	4
SFR/SFRB 70	83	74	185	9	2,1	4	SFR/SFRB 3"	3.27	2.9	7.5	0.35	4.6	4
SFR/SFRB 100	114	86	215	9	2,9	4	SFR/SFRB 4"	4.49	3.4	8.5	0.35	6.4	4
SFR/SFRB 125	140	86	240	9	3,7	4	SFR/SFRB 5"	5.51	3.4	9.5	0.35	8.2	4
SFR/SFRB 150	164	86	264	11	4,2	6	SFR/SFRB 6"	6.46	3.4	10.5	0.43	9.3	6
SFR/SFRB 200	214	86	315	11	5,1	6	SFR/SFRB 8"	8.43	3.4	12.5	0.43	11.2	6
SFR/SFRB 300	316	89	398	11	8,5	10	SFR/SFRB 11.8"	12.44	3.5	15.7	0.43	18.7	10

Dimensions for pipes and drilled holes see page 41

Dimensions for pipes and drilled holes see page 41