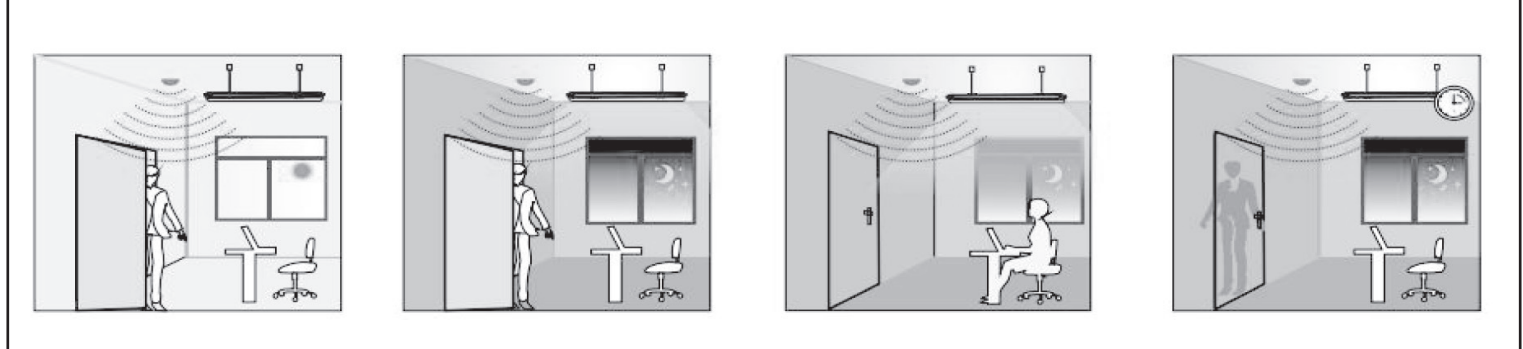
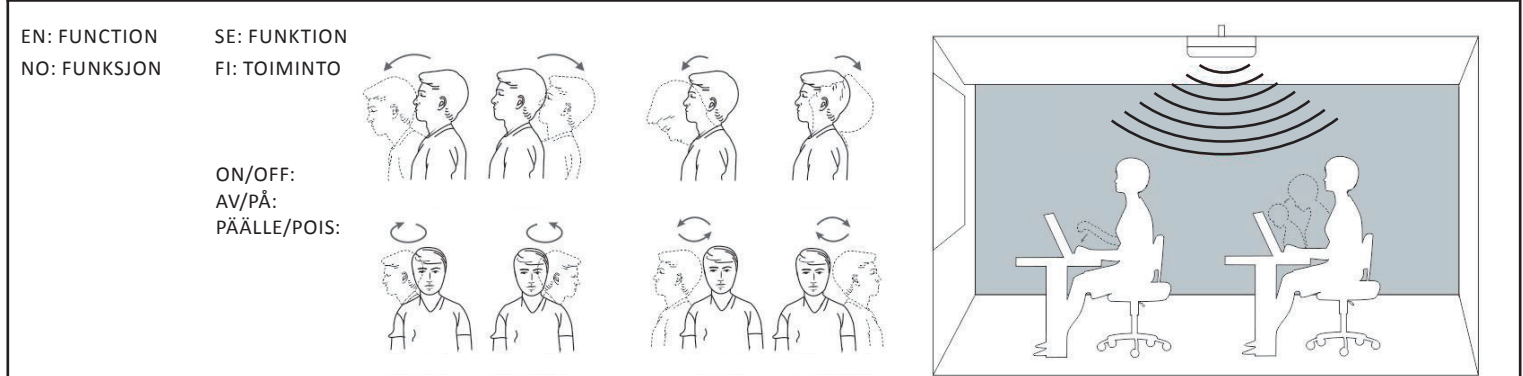
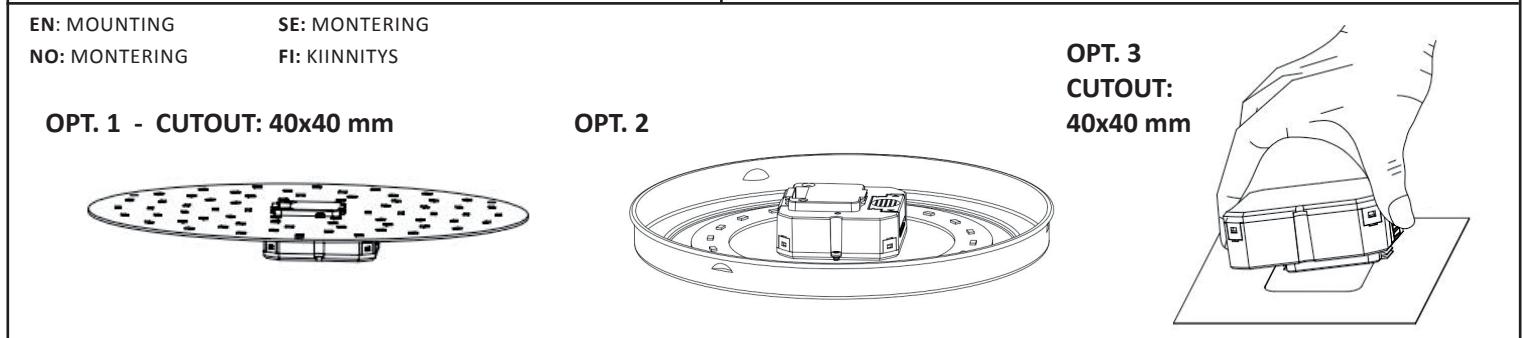
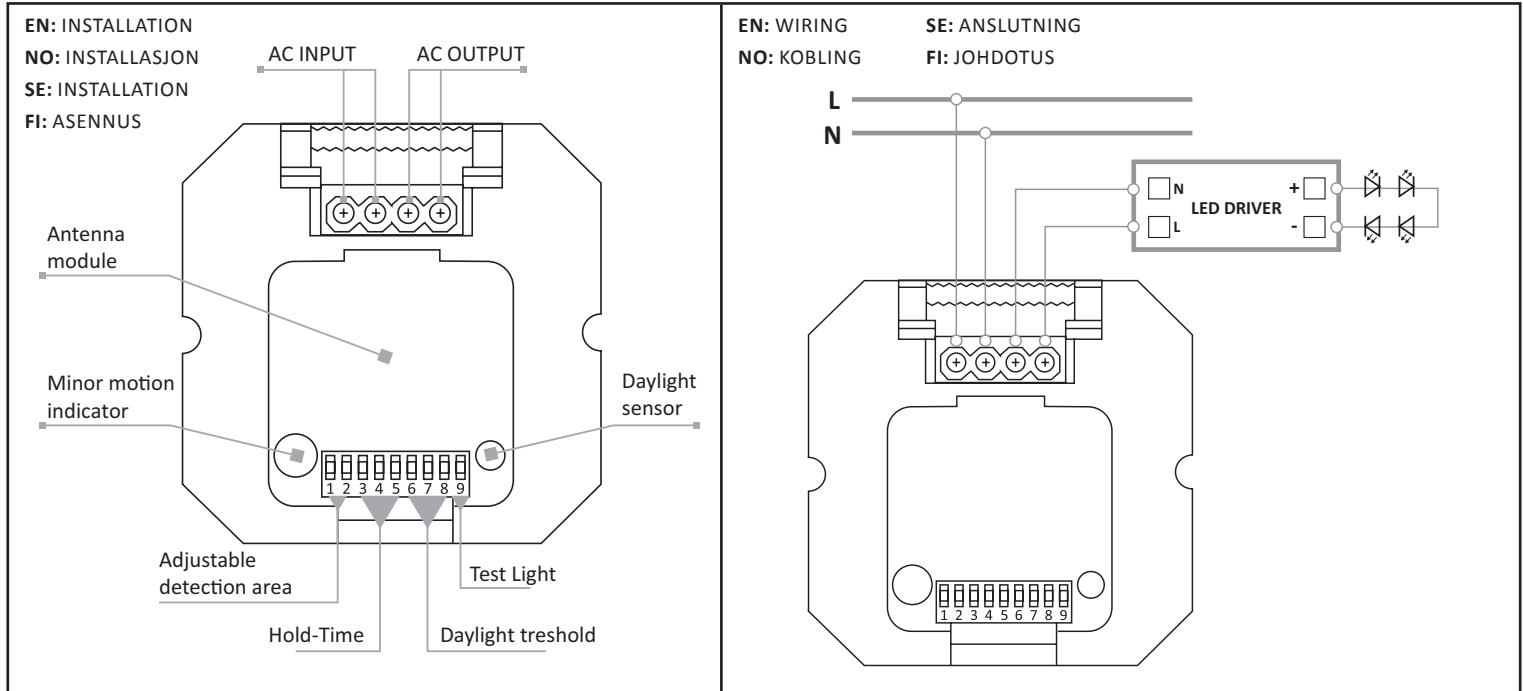


MICROWAVE SENSOR DETECTOR

220-240VAC 50/60Hz IP20

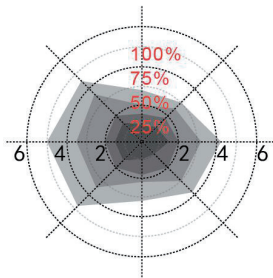


EN: Movement
NO: Bevegelse
SE: R rrelse
FI: Liike

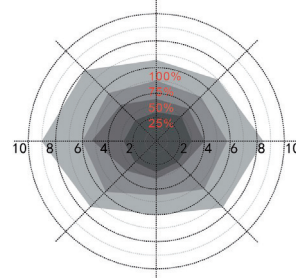
EN: Movement
NO: Bevegelse
SE: R rrelse
FI: Liike

EN: Minor motion
NO: Lite bevegelse
SE: Lite r rrelse
FI: Pieni liike

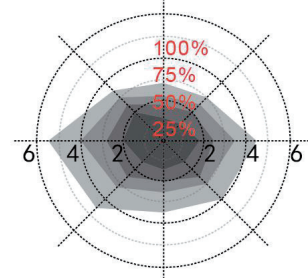
EN: CEILING MOUNTING: 3m
NO: TAKMONTERING: 3m
SE: TAKMONTERING: 3m
FI: KATTOASENNUS: 3m
Range: 100%
75%
50%
25%



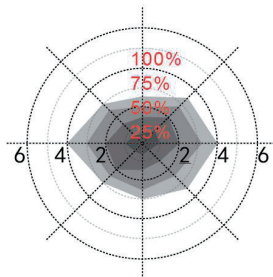
Speed: 1m/s



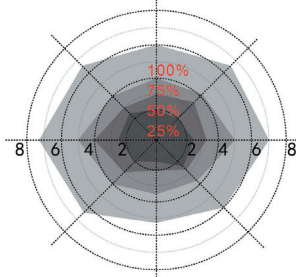
Speed: 1m/s



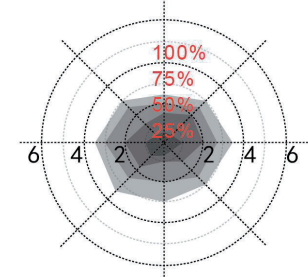
EN: CEILING MOUNTING: 6m
NO: TAKMONTERING: 6m
SE: TAKMONTERING: 6m
FI: KATTOASENNUS: 6m
Range: 100%
75%
50%
25%



Speed: 0.3m/s



Speed: 0.3m/s



EN: AREA OF HIGH SENSITIVITY
NO: AREAL MED H Y F LSOMHET
SE: H GK NSLIGHET OMR DE
FI: KORKEA HERKKYYSALUE



EN: AREA OF LOWER SENSITIVITY
NO: AREAL MED L VERE F LSOMHET
SE: OMR DE MED EN L GRE K NSLIGHET
FI: MATALA HERKKYYSALUE

DIP-switch

EN: Detection range setting (sensitivity)
NO: Innstilling av rekkevidde (f lsomhet)
SE: Inst llning ur r ckvidde (k nslighet)
FI: Et isyyden asetus (herkkyys)

	1	2	
I	ON	ON	100%
II	-	ON	75%
III	ON	-	50%
IV	-	-	25%

EN: Daylight sensor
NO: Dagslyssensor
SE: Dagsljussensor
FI: P iv nvalon sensori

	6	7	8	
I	ON	ON	ON	25 Lux
II	ON	ON	-	50 Lux
III	ON	-	-	100 Lux
IV	-	ON	ON	300 Lux
V	-	-	-	Disable

EN: Hold time
NO: Etterlystid
SE: Efterljustid
FI: P all -olo aika

	3	4	5	
I	ON	ON	ON	5s
II	ON	-	ON	30s
III	ON	ON	-	1 min
IV	ON	-	-	3 min
V	-	ON	ON	5 min
VI	-	-	ON	10 min
VII	-	ON	-	20 min
VIII	-	-	-	30 min

EN: Minor motion indicator
NO: Liten bevegelsesdetektor
SE: Lite r rrelsedetektor
FI: Pieni liikeilmaisin

	9	
I	ON	Turn on
II	-	Turn off

TEST ONLY

Note: For better minor motion detection, it's recommend to set **Hold-time** above 3 min
Obs! For bedre mindre bevegelsesdeteksjon anbefales det   stille **Etterlystiden** over 3 min
Obs! F r b ttre mindre r rrelsedetektering anbefaler vi att du st ller in **Efterljustid**  ver 3 min
Huomaa: Pienemm n liiketunnistuksen parantamiseksi on suositeltavaa asettaa **P all -olo aika** yli 3 min

EN: INITIALIZATION

EN: After power on, the sensor automatically turns on light at 100% brightness. After 30sec, it turns off the light. During the initialization, the sensor is not able to detect movement.

NO: INITIALISERING

NO: Etter at den er sl tt p , sl r sensoren automatisk p  lyset ved 100% lysstyrke. Etter 30 sek sl r det av lyset. I l pet av initialiseringen er ikke sensoren i stand til   oppdage bevegelse.

SE: INITIERING

SE: Efter p slagning t nds sensoren automatisk med 100% ljustyrke. Efter 30 sekunder st nger den av ljustet. Under initialiseringen kan sensoren inte detektera r relse.

FI: ALUSTUS

FI: Virran kytkemisen j lkeen anturi syytt   valon automaattisesti 100% kirkkaudella. 30 sekunnin kuluttua se sammuttaa valon. Aikana alustuksen aikana anturi ei pysty havaitsemaan

EN: CANCEL SENSOR FUNCTION

EN: Sensor function can be canceled by switch on/off power 3 time in 2seconds.
Turn on the power again, and sensor function is back.

NO: AVBRYT SENSORFUNKSJONEN

NO: Sensorfunksjon kan avbrytes ved   sl  p /av str m 3 ganger i 2sekunder.
Sl  p  str mmen igjen, og sensorfunksjon er tilbake.

SE: AVBRYT SENSORFUNKTIONEN

SE: Sensorfunksjonen kan avbrytas genom att sl  p /av str mmen 3 g nger p  2 sekunder.
Sl  p  str mmen igen och sensorfunksjonen  r tillbaka.

FI: PERUUTA ANTURITOIMINTO

FI: Anturitoiminto voidaan peruuttaa kytkem ll  virta p alle/pois p alt  3 kertaa 2 sekunnissa.
Kytke virta uudelleen ja anturitoiminto on palannut.