SIEMENS

Data sheet 5SV3656-6

RCCB, 4-pole, type A, In: 63 A, 300 mA, Un AC: 500 V

Model	
Product brand name	SENTRON
Product designation	RCCB
Design of the product	Instantaneous

General technical data	
Number of poles	4
Size of installation devices / acc. to DIN 43880	1
Protection against electrical shock	Finger and back-of-hand safe
Short-circuit current rating	10 kA
circuit-breaker / Design	5SV3
Mechanical service life (switching cycles) / typical	10 000
Switching function / short-term delayed	No
Overvoltage category	III

Supply voltage	
Supply voltage	
• at AC / rated value	500 V
• for testing equipment / minimum	100 V
Supply voltage frequency	

Subject to change without notice
© Copyright Siemens

• rated value	50 Hz

Protection class

Protection class IP	IP20, if the distribution board is installed, with connected conductors

Switching capacity

Switching capacity current / according to IEC 61008-1 / rated value	0.8 kA

Dissipation

Power loss [W]	
• for rated value of the current / at AC / in hot operating state / per pole	3.9 W
• maximum	11.7 W

Electricity

Tripping residual current / rated value	300 mA
rated current In / IEC, DIN/VDE / at 40 Cel	63 A
Type of fault current	A
Current / at AC / rated value	63 A
I2t-value / permissible	15 620 A²·s
Surge current resistance / rated value	1 kA

Product details

Product feature / silicon-free	Yes
Product extension / can be installed / supplementary devices	Yes

Number

Number of test cycles / for environmental testing / acc. to IEC 60068-2-30	28

Connections

Connectable conductor cross-section / stranded	
• minimum	0.75 mm²
• maximum	35 mm²
Connectable conductor cross-section / solid	
• minimum	0.75 mm²
• maximum	35 mm²
Tightening torque / with screw-type terminals	
• minimum	2.5 N·m
• maximum	3 N·m
Position / of power supply cord	top or bottom

Mechanical Design

Height	90 mm
Width	72 mm

Subject to change without notice
© Copyright Siemens

Depth	70 mm
Mounting position	any
Installation depth	70 mm
Number of width units	4
Mounting type	DIN rail (REG)

Environmental conditions

Ambient temperature	
• minimum	-25 °C
• maximum	45 °C
• during storage / minimum permissible	-40 °C
• during storage / maximum permissible	75 °C

Certificates

Equipment marking	
• acc. to DIN EN 61346-2	F
• acc. to DIN EN 81346-2	F

General Product Approval		Declaration of Conformity
VDE	Miscellaneous	EG-Konf.

Further information

Information- and Downloadcenter (Catalogs, Brochures,…)
http://www.siemens.com/lowvoltage/catalogs

Industry Mall (Online ordering system)
https://mall.industry.siemens.com/mall/en/en/Catalog/product?mlfb=5SV3656-6

Service&Support (Manuals, Certificates, Characteristics, FAQs,...)
https://support.industry.siemens.com/cs/ww/en/ps/5SV3656-6

Image database (product images, 2D dimension drawings, 3D models, device circuit diagrams, ...)
http://www.automation.siemens.com/bilddb/cax_en.aspx?mlfb=5SV3656-6

CAx-Online-Generator
http://www.siemens.com/cax

Tender specifications
http://www.siemens.com/specifications

Subject to change without notice
© Copyright Siemens

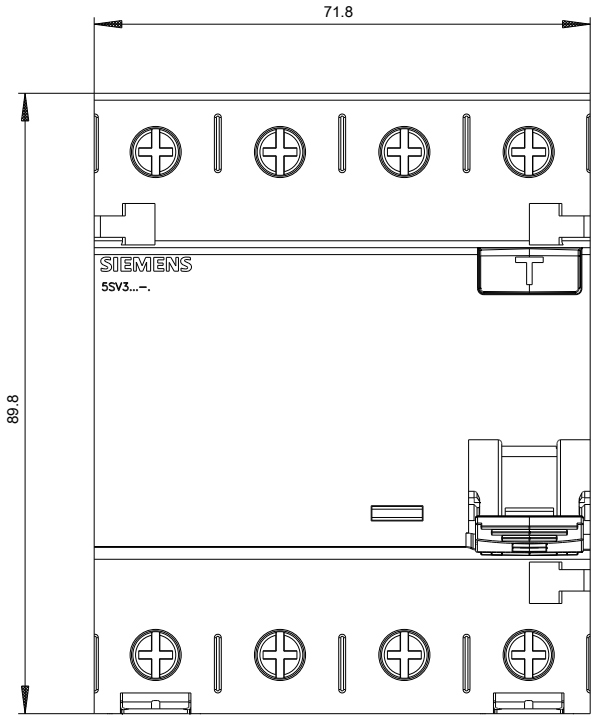

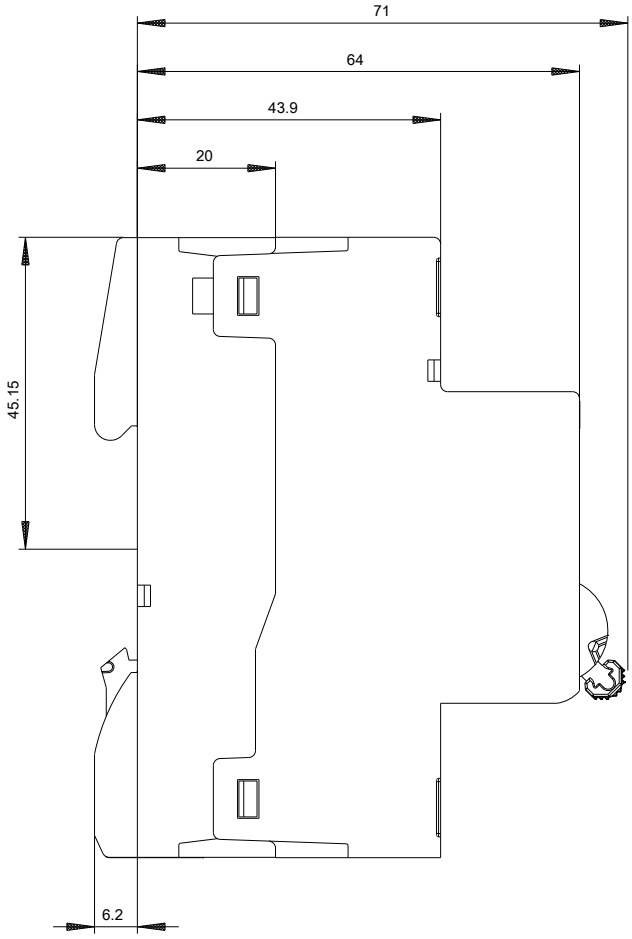

Subject to change without notice
© Copyright Siemens

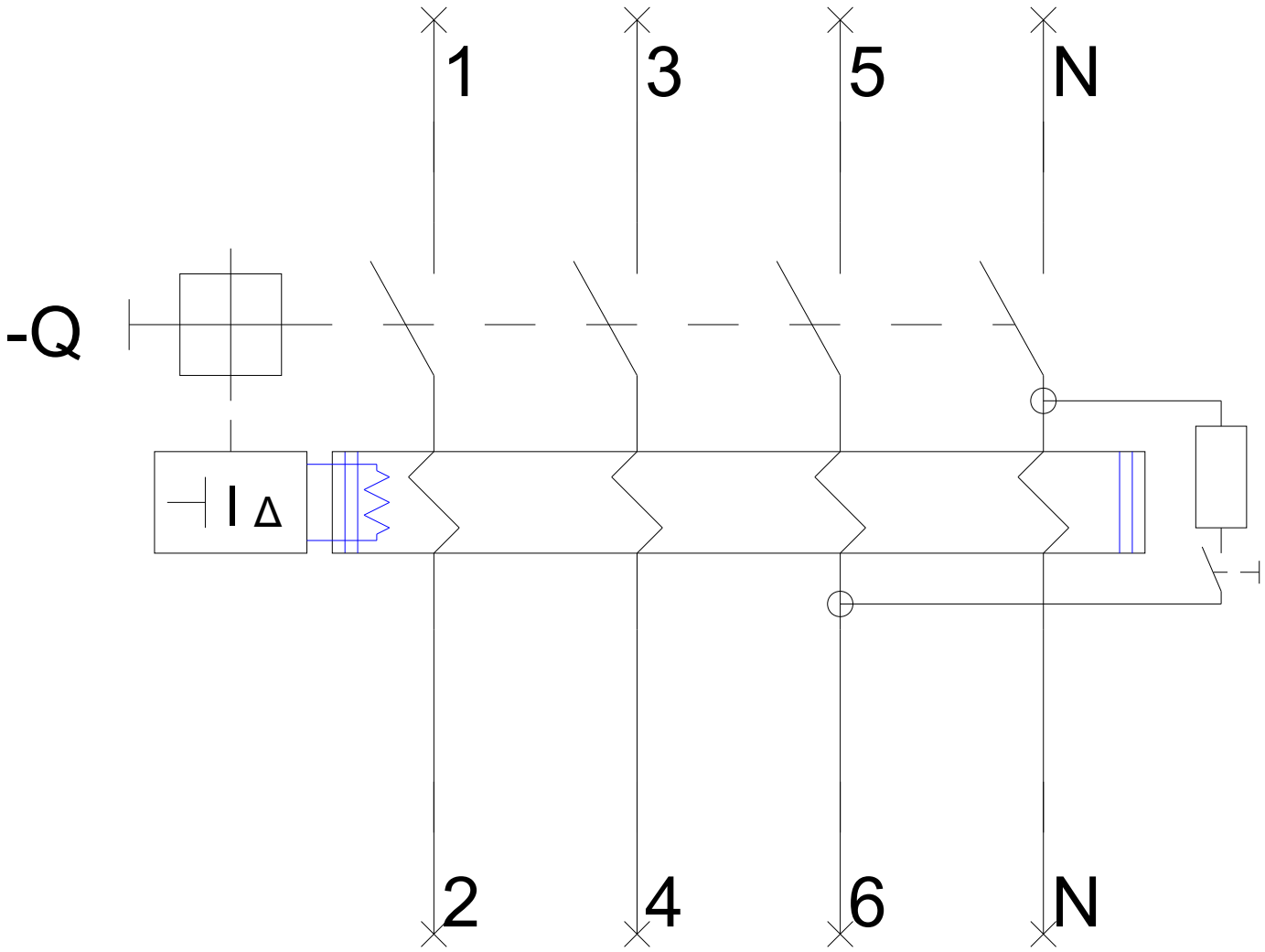

Subject to change without notice
© Copyright Siemens

Subject to change without notice
© Copyright Siemens