Lineal 80 Asymmetric

IP20

220-240V, 50/60Hz

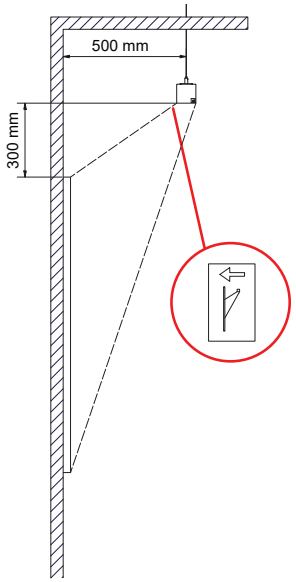

Start kit

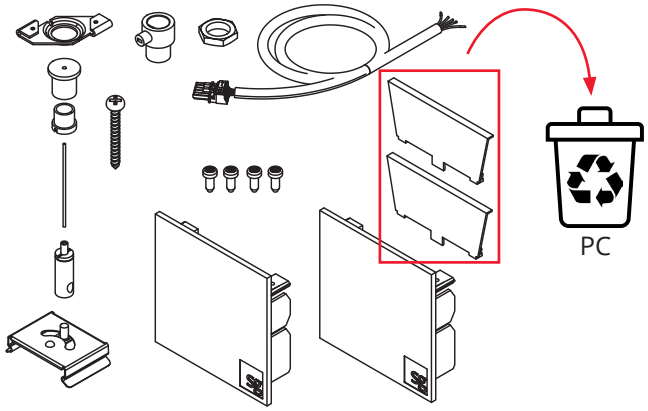

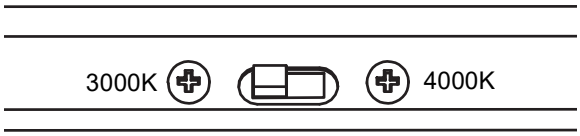

Luminaires per fuse	
B 10 A	32
B 16 A	50
C 10 A	52
C 16 A	85

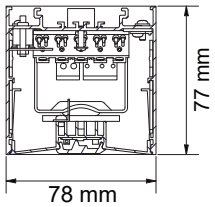



Rev: 05.10.2026

NORWAY
SG Armaturen AS

Skytterheia 25
N-4790 Lillesand

Tel: +47 37 50 03 00
firmapost@sg-as.no
www.sg-as.no

SWEDEN
SG Armaturen AB
Tel: +46 31 81 71 10
info@sg-ab.se
www.sg-ab.se

DENMARK
SG Armaturen A/S
Tel: +45 70 70 72 13
info@sg-as.dk
www.sg-as.dk

GERMANY
SG Leuchten GmbH
Tel: +49 40 23 99 44 59
info@sg-leuchten.de
www.sg-leuchten.de

FINLAND
SG Armaturen Oy
Tel: +358 02 07 30 39 60
info@sg-oy.fi
www.sg-oy.fi

FRANCE
SG Lighting SA/NV
Tel: +33(0) 4 94 93 00 00
info.france@sglighting.fr
www.sglighting.net

BENELUX
SG Lighting SA/NV
Tel: +32(0) 15 20 72 71
info.benelux@sglighting.net
www.sglighting.net

SWITZERLAND
SG Leuchten SA
Tel: + +41 44 868 20 00
info@sg-leuchten.ch
www.sg-leuchten.ch

INTERNATIONAL
SG Lighting Co Ltd.
Tel: +86 769 88 49 20 88
cindy@sgdgcn.com
www.sg-as.com

Suspended

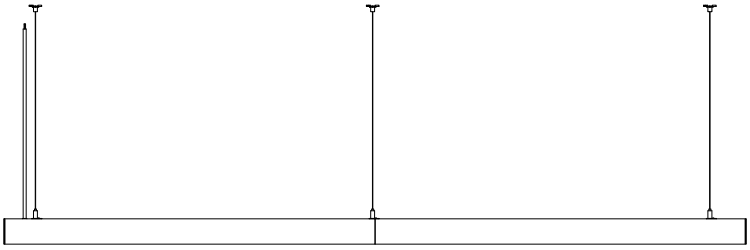

Start

1

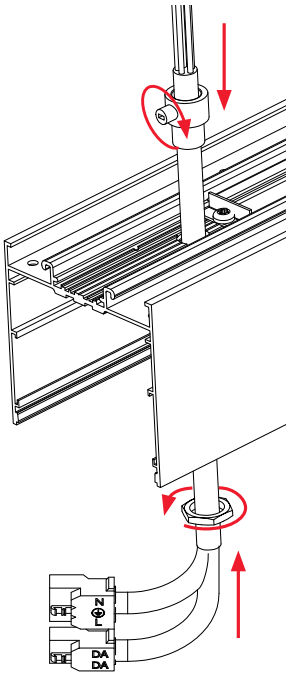

2

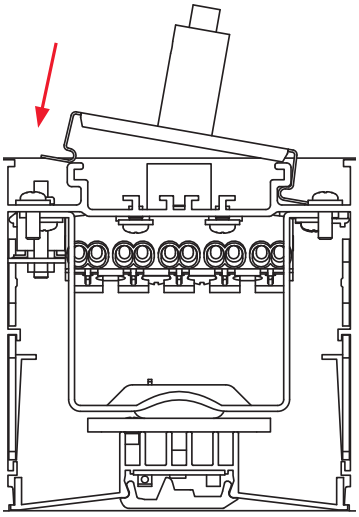

3

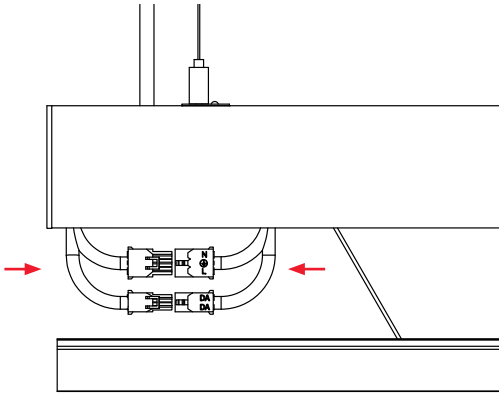

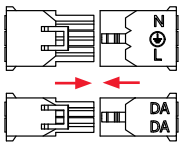

Dali

Blue	Neutral
Y/G	Earth
Brown	Lus (live unswitch)

Gray	Dali
Black	Dali

Push

Blue	Neutral
Y/G	Earth
Brown	Lus (live unswitch)

Gray	Neutral
Black	Ls (live switch)

4

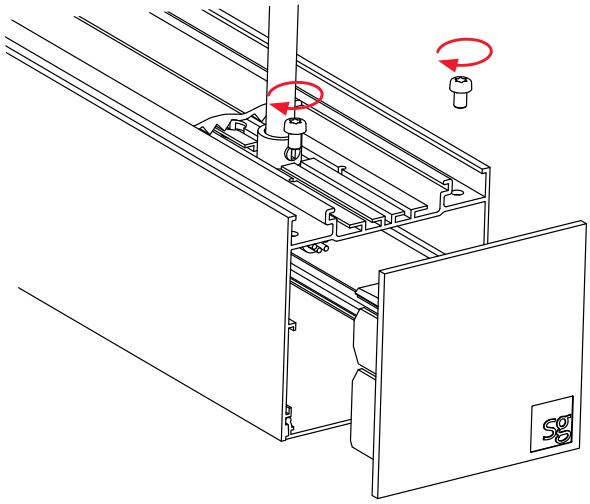

Extend

1

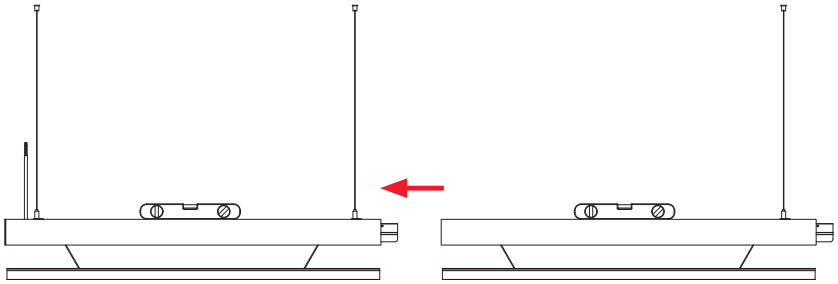

2

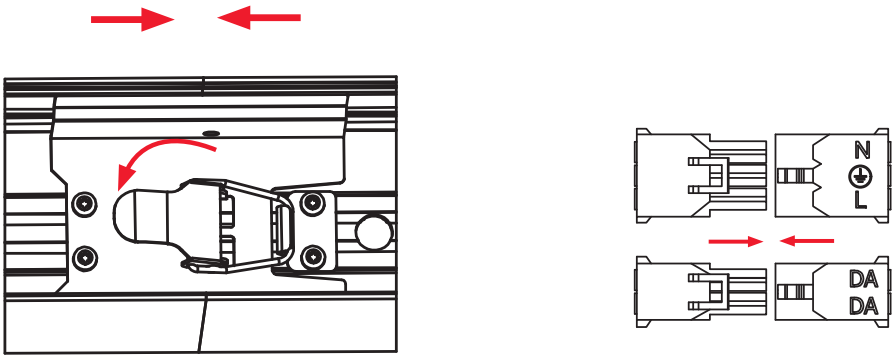

End

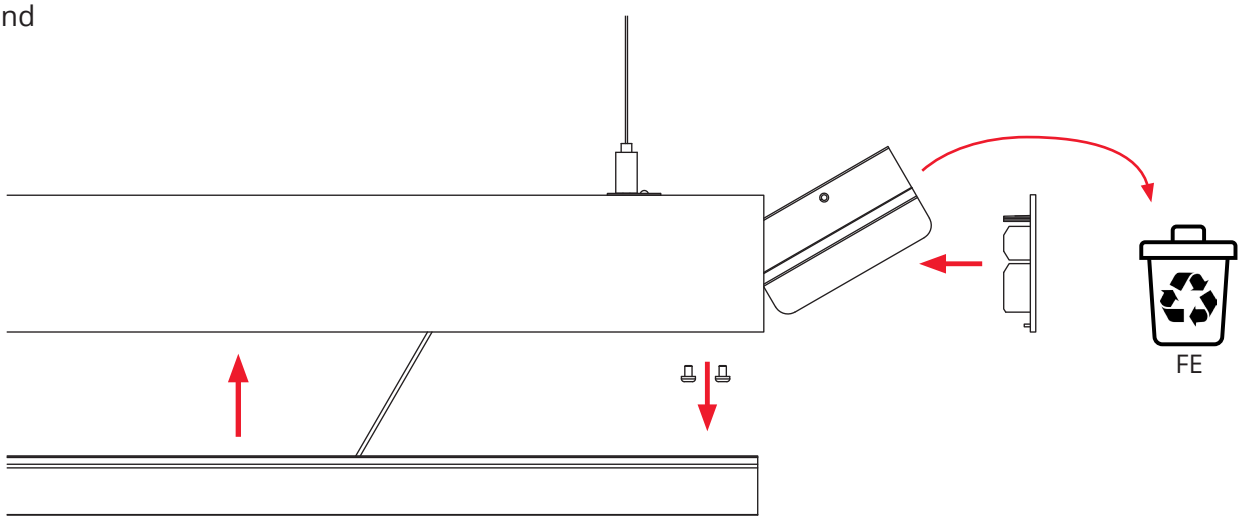

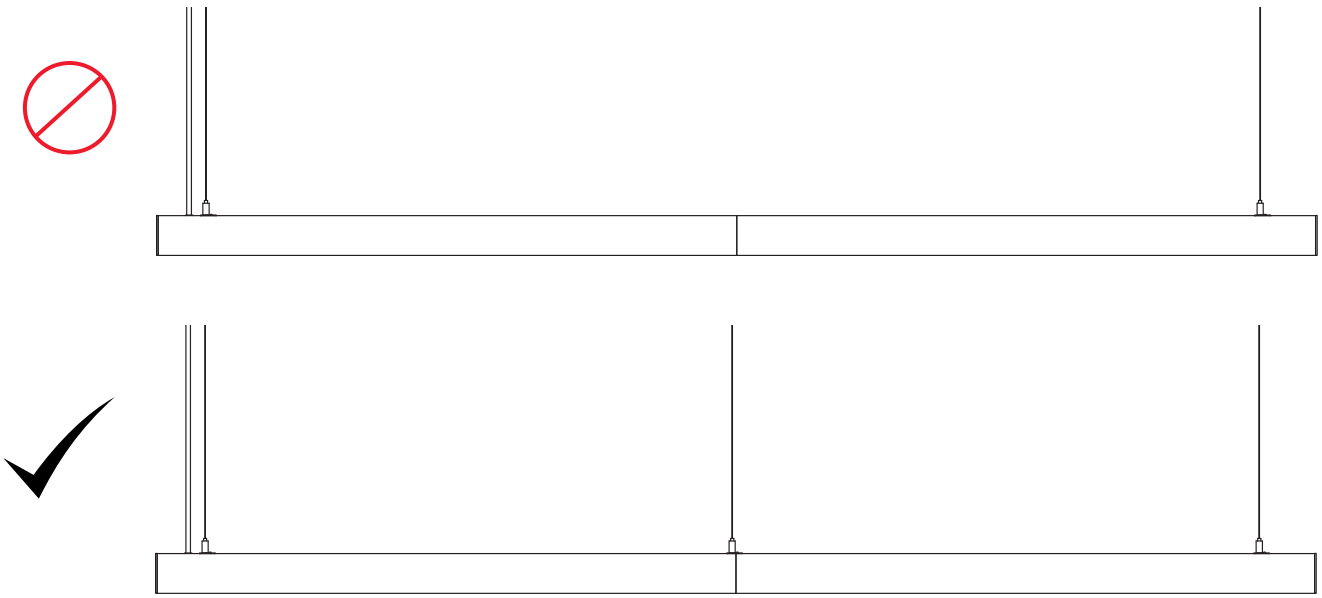

Wall Arm

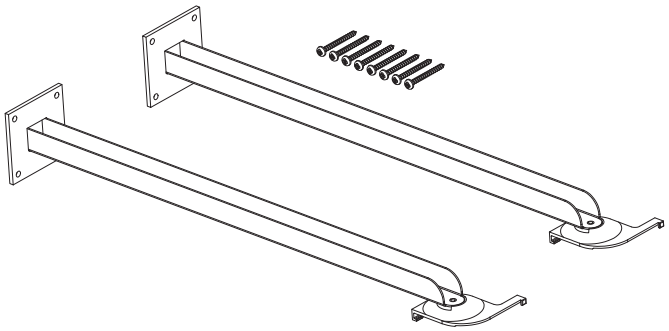

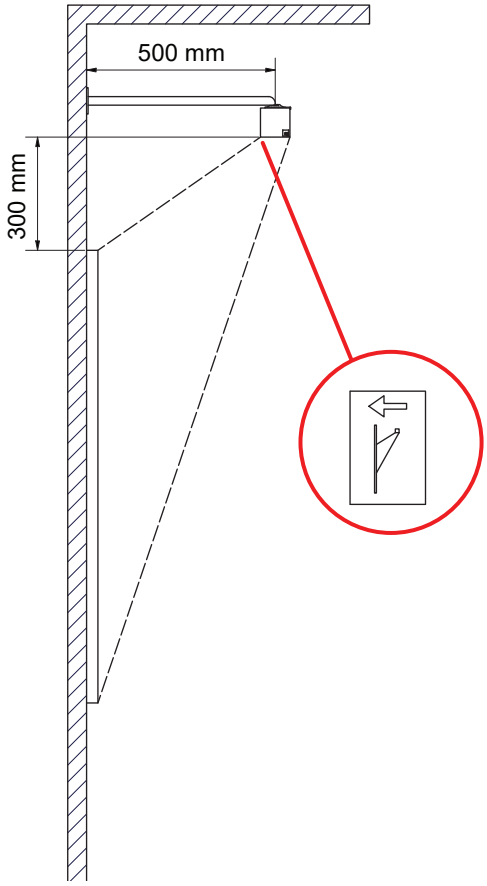

1

	840mm	1120mm	1400mm
A1	Min 350mm	Min 500mm	Min 600mm
A2	Min 125mm	Min 135mm	Min 125mm

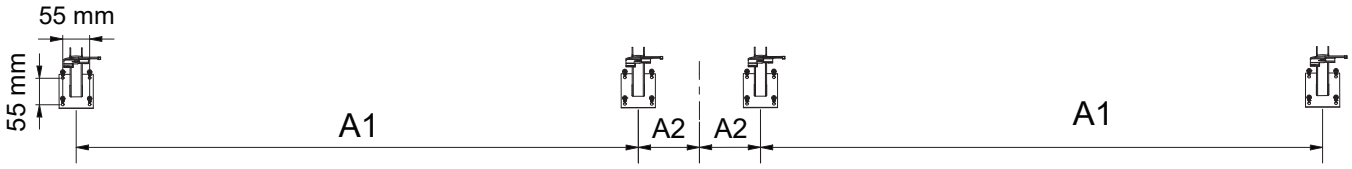

2

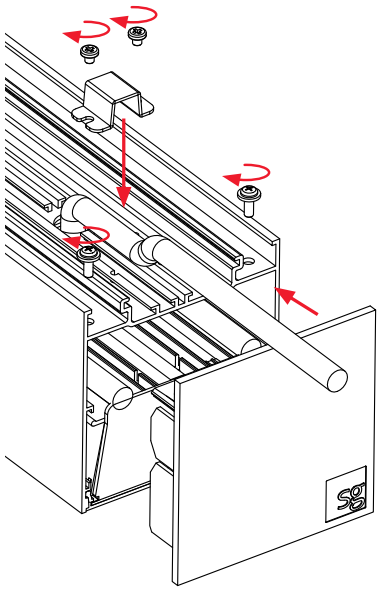

3

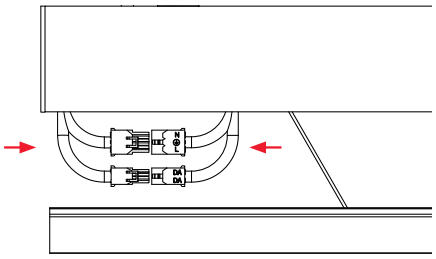

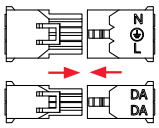

Dali

Blue	Neutral
Y/G	Earth
Brown	Lus (live unswitch)

Gray	Dali
Black	Dali

Push

Blue	Neutral
Y/G	Earth
Brown	Lus (live unswitch)

Gray	Neutral
Black	Ls (live switch)

4

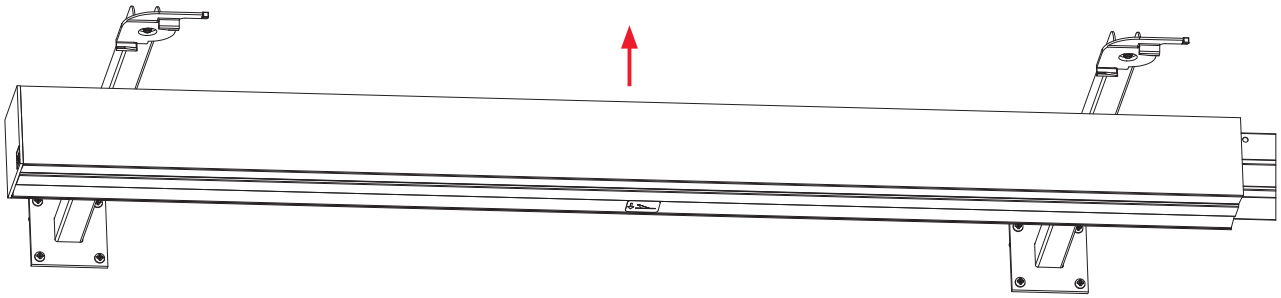

5

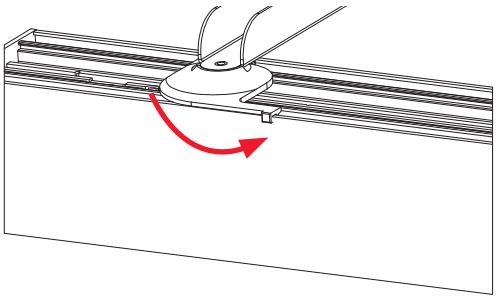

Extend

1

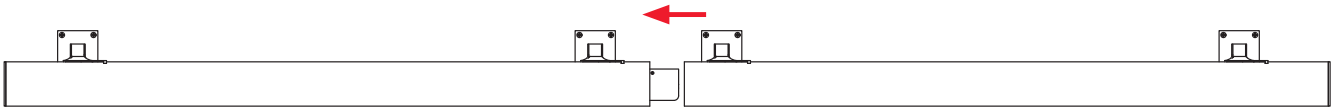

2

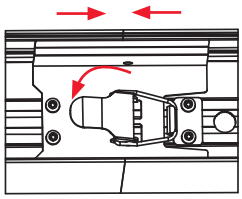

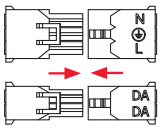

End

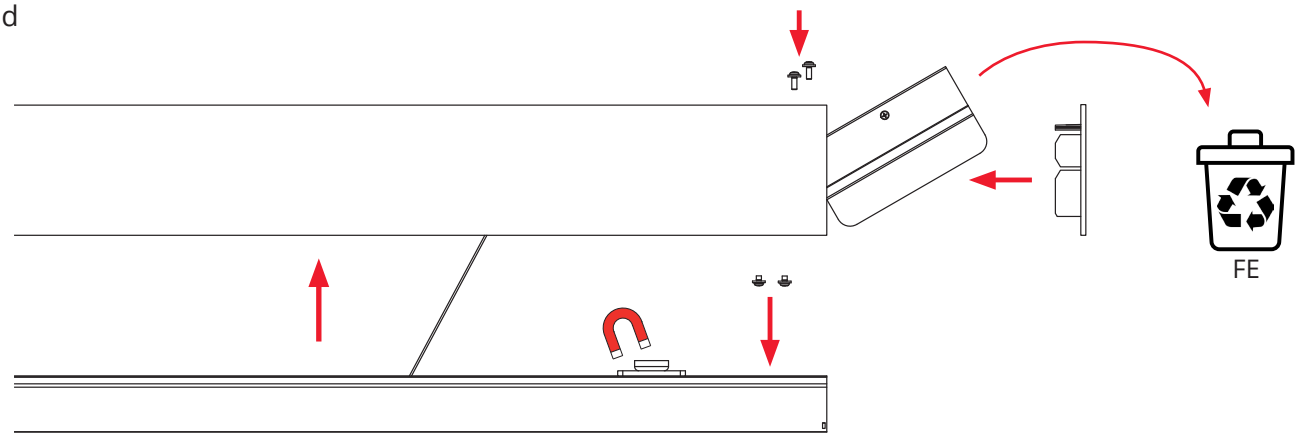

Replaceable light source by a professional

Replaceable control gear by a professional

NO: Kan kun installeres og vedlikeholdes av en registrert installasjonsvirksomhet.
DK: Må kun installeres og vedligeholdes af uddannet elektriker.
SE: Skall installeras och underhållas av behörig elektriker.
EN: Only to be installed and maintained by an authorized electrician.
FR: Doit être installé et maintenu par un électricien qualifié.
NL: Mag alleen geïnstalleerd en onderhouden worden door een bevoegde elektricien.
DE: Dieses Produkt darf nur durch autorisiertes Personal (z.B. Elektro-Installateur) angeschlossen, in Betrieb genommen und gewartet werden.
FI: Asentaa ja huoltaa saa vain valtuutettu sähköasentaja

NO: Skru av strømmen før montering.
DK: Sluk for strømmen inden montering.
SE: Stäng av strömmen innan montering.
EN: Turn off power before installing.
FR: Couper le courant avant l'installation.
NL: Stroom uitschakelen voor u het toestel installeert.
DE: Vor Installationsarbeiten den Strom abschalten.
FI: Sammuta virta ennen kytkemistä

NO:
Installasjon av systemet:
Armaturen har innebygd LED-driver.
Startpakken består av tilbehør til armatursystemene og leveres med en 2,5 m lang tilkoblingskabel med fleksibel kjerne på 5 x 0,75 mm².
Armaturene har intern systemtilkobling med 3 x 1,5 mm² + DALI 2 x 0,75 mm² fast ledning med hurtigkobling mellom armaturenhetene.
Maks. antall armaturer i én tilkoblingslinje = 7 armaturer (drivere)
Lekkasjestrøm = 0,24 mA (ny verdi)
NB: Overflatemontering – 1,5 mm²-kabel må vurderes i visse installasjonstyper/land!

DK:
Installation af systemet:
Armaturet har indbygget LED-driver.
Startkittet består af tilbehør til belysningssystemerne og leveres med et 2,5 m langt tilslutningskabel med fleksible ledere på 5 x 0,75 mm².
Armaturerne har en intern systemtilslutning med 3 x 1,5 mm² + DALI 2 x 0,75 mm² faste ledninger med hurtigkobling mellem armaturenhederne.
Maks. antal armaturer i én tilslutningslinje = 7 armaturer (drivere)
Lækagestrøm = 0,24 mA (ny værdi)
NB: Overflademontering – 1,5 mm²-kabel skal overvejes i visse installationstyper/lande!

SE:
Installation av systemet:
Armaturen har en inbyggd LED-drivdon.
Startkitet består av tillbehör till armatursystemen och levereras med en 2,5 m lång anslutningskabel med 5 x 0,75 mm² flexibla ledare.
Armaturerna ansluts internt till systemet med 3 x 1,5 mm² + Dali 2 x 0,75 mm² massiva ledningar med snabbkoppling mellan armaturenheterna.
Maximalt antal armaturer i en anslutningslinje = 7 armaturer (drivdon)
Läckström = 0,24 mA (nytt värde)
OBS: Ytmontering – 1,5 mm²-kabel bör övervägas vid vissa typer av installationer/i vissa länder!

EN:
Installation of system:
The luminaire has built-in LED driver.
Start kit are accessories for the luminaires systems and supported by a 2,5 m connection cable 5 x 0.75 mm² flexible core.
Luminaries are internal system connection of 3x1.5 mm² + Dali 2x0,75 mm² solid wiring with quick connection between the luminaire units.
Max. numbers of luminaries in one connection line = 7 luminaries (Drivers)
Leakage current = 0,24 mA (new value)
NB: Surface mounting - 1,5 mm² cable to be considered in some type of installation/countries!

FR:
Installation du système :
Le luminaire est équipé d'un driver LED intégré.
Le kit de démarrage comprend des accessoires pour les systèmes de luminaires et est fourni avec un câble de raccordement de 2,5 m à conducteurs souples de 5 x 0,75 mm².
Les luminaires sont raccordés au système par un câblage interne de type 3 x 1,5 mm² + Dali 2 x 0,75 mm² à conducteurs rigides, avec une connexion rapide entre les unités de luminaires.
Nombre maximal de luminaires sur une même ligne de raccordement = 7 luminaires (drivers)
Courant de fuite = 0,24 mA (nouvelle valeur)
NB : Montage en saillie – un câble de 1,5 mm² doit être envisagé pour certains types d'installation ou dans certains pays !

NL:
Installatie van het systeem:
De armatuur is voorzien van een ingebouwde LED-driver.
Startkits zijn accessoires voor de verlichtingssystemen en worden geleverd met een aansluitkabel van 2,5 m met flexibele aders van 5 x 0,75 mm².
De armaturen zijn intern aangesloten via 3 x 1,5 mm² + DALI 2 x 0,75 mm² massieve bedrading met snelaansluitingen tussen de armaturen.
Max. aantal armaturen in één aansluitlijn = 7 armaturen (drivers)
Lekstroom = 0,24 mA (nieuwe waarde)
NB: Opbouwmontage – bij bepaalde installatietypes/in bepaalde landen moet rekening worden gehouden met een kabel van 1,5 mm²!

DE:
Installation des Systems:
Die Leuchte verfügt über einen integrierten LED-Treiber.
Das Start-Kit umfasst Zubehör für die Leuchtensysteme und wird über ein 2,5 m langes Anschlusskabel mit flexiblen Adern von 5 x 0,75 mm² versorgt.
Die Leuchten sind über eine interne Systemverbindung mit 3 × 1,5 mm² + DALI 2 × 0,75 mm² (Massivdraht) verkabelt und verfügen über eine Schnellverbindung zwischen den Leuchteneinheiten.
Max. Anzahl der Leuchten in einer Verbindungsleitung = 7 Leuchten (Treiber)
Ableitstrom = 0,24 mA (neuer Wert)
Hinweis: Aufputzmontage – bei bestimmten Installationsarten/in bestimmten Ländern ist ein 1,5 mm²-Kabel zu berücksichtigen!

FI:
Järjestelmän asennus:
Valaisimessa on sisäänrakennettu LED-ohjain.
Käynnistyspaketti sisältää valaisinjärjestelmän lisävarusteet sekä 2,5 m:n pituisen, 5 x 0,75 mm²:n joustavan liitoskaapelin.
Valaisimien sisäiset järjestelmäliitännät on toteutettu 3 x 1,5 mm² + Dali 2 x 0,75 mm²:n kiinteällä johdotuksella, ja valaisinyksiköiden välillä on pikaliitäntä.
Yhden kytkentälinjan valaisimien enimmäismäärä = 7 valaisinta (ohjainta)
Vuotovirta = 0,24 mA (uusi arvo)
Huom: Pinta-asennus – 1,5 mm²:n kaapeli on otettava huomioon tietyissä asennustyypeissä/maissa!