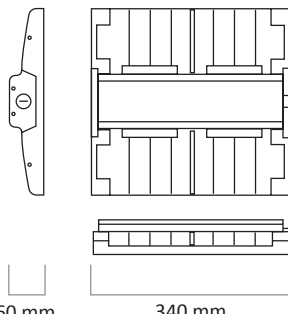
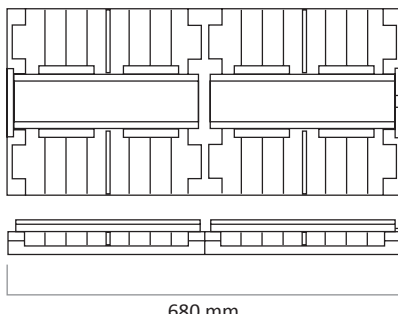
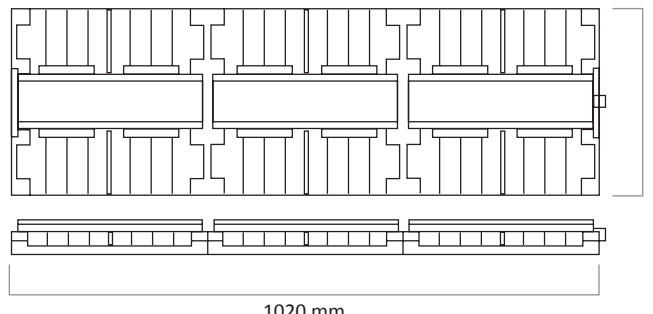
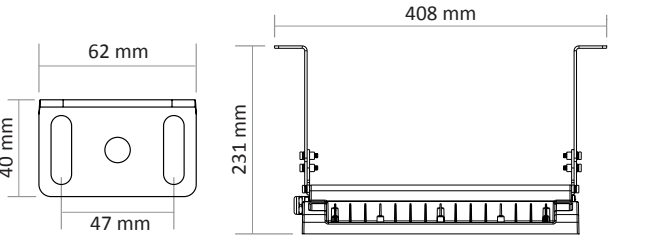
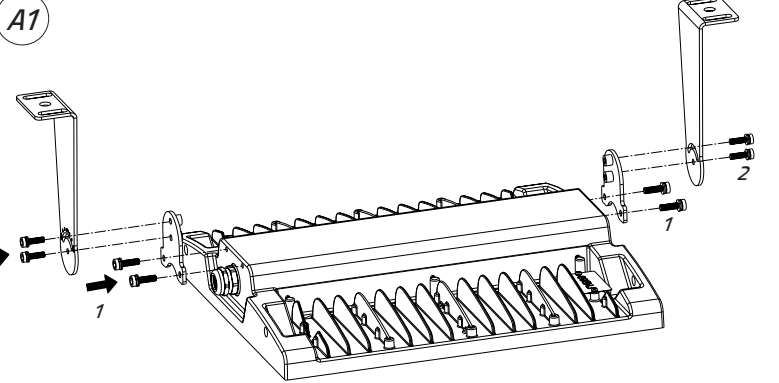
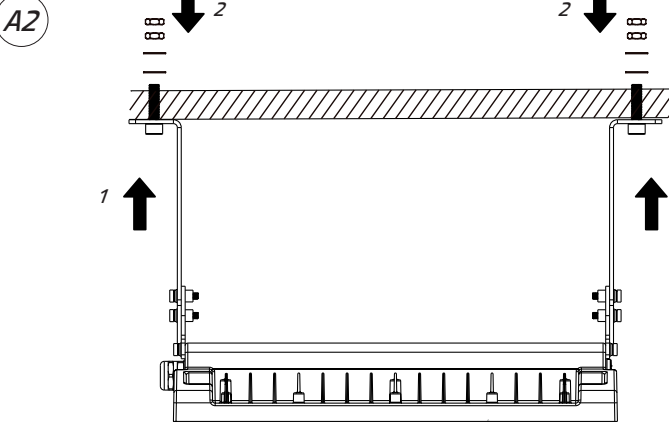
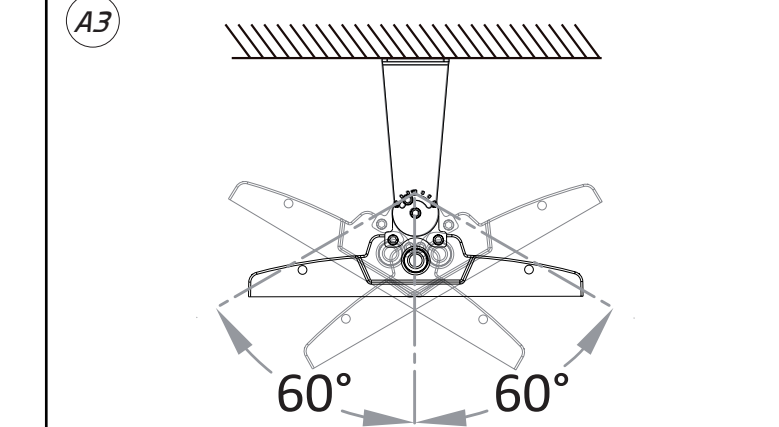
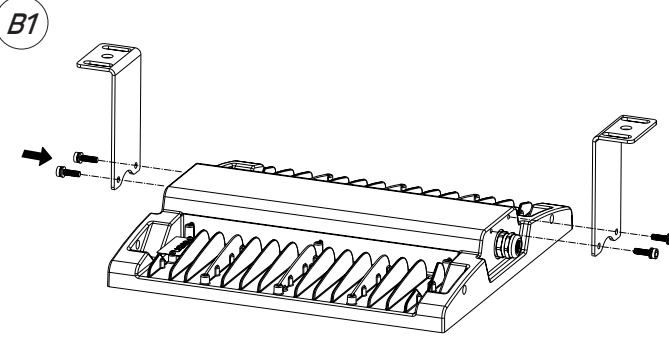
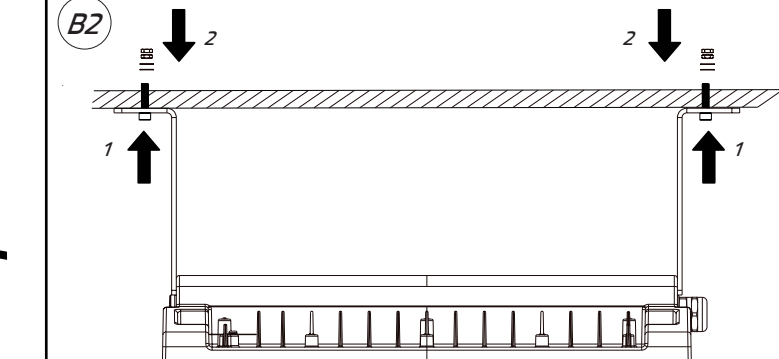


RAFT

<p>EN: MEASUREMENTS NO: MÅL</p> <p>SE: MÅL FI: MITAT</p> <p>100W/150W</p>  <p>60 mm 340 mm</p>	<p>200W/240W/300W</p>  <p>680 mm</p>	<p>400W/480W</p>  <p>1020 mm 325 mm</p>
<p>EN: SURFACE MOUNTING NO: OVERFLATEMONTERING SE: YTMONTERING FI: PINTA-ASENNUS</p>  <p>62 mm 40 mm 47 mm 231 mm 408 mm</p>	<p>A1</p> 	
<p>A2</p> 	<p>A3</p>  <p>60° 60°</p>	
<p>B1</p> 	<p>B2</p> 	

EN: WIRE SUSPENSION
NO: WIRE OPPHENG
SE: WIREUPPHÄNG
SE: VAJERIRIPUSTUS

