



262686
ETR2-12

Overview

Specifications

Resources



Delivery program

Technical data

Design verification as
per IEC/EN 61439

Technical data ETIM 7.0

Approvals

Characteristics

Dimensions

DELIVERY PROGRAM

Product range
ETR2 timing relays

Basic function
Timer relays

Function
Off-delayed

Fixed timing function

Number of changeover contacts
1

Time range
0.05 s - 100 h

Time range
0.05 - 1 s
1.5 - 30 s
5 - 100 s

1.5 - 30 min
5 - 100 min
0.5 - 10 h
5 - 100 h

Rated operational current [I_e]

AC-15
220 V 230 V 240 V [I_e]
4 A

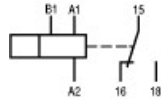
230 V (NO) [I_e]
3 A

230 V (NC) [I_e]
3 A

Voltage range [U_N]
24 - 240 V AC, 50/60 Hz
24 - 48 V DCV

Width
17.5 mm

Terminal marking according to EN 50042



TECHNICAL DATA

Technical data in sheet catalogue

Other technical data (sheet catalogue)
Timing relays

DESIGN VERIFICATION AS PER IEC/EN 61439

Technical data for design verification

Heat dissipation capacity [P_{diss}]
0 W

Operating ambient temperature min.
-25 °C

Operating ambient temperature max.
+60 °C

IEC/EN 61439 design verification

10.2 Strength of materials and parts
10.2.2 Corrosion resistance
Meets the product standard's requirements.

10.2 Strength of materials and parts
10.2.3.1 Verification of thermal stability of enclosures
Meets the product standard's requirements.

10.2 Strength of materials and parts
10.2.3.2 Verification of resistance of insulating materials to normal heat
Meets the product standard's requirements.

10.2 Strength of materials and parts
10.2.3.3 Verification of resistance of insulating materials to abnormal heat and fire due to internal electric effects
Meets the product standard's requirements.

10.2 Strength of materials and parts
10.2.4 Resistance to ultra-violet (UV) radiation
Meets the product standard's requirements.

10.2 Strength of materials and parts
10.2.5 Lifting
Does not apply, since the entire switchgear needs to be evaluated.

10.2 Strength of materials and parts
10.2.6 Mechanical impact
Does not apply, since the entire switchgear needs to be evaluated.

10.2 Strength of materials and parts
10.2.7 Inscriptions
Meets the product standard's requirements.

10.3 Degree of protection of ASSEMBLIES
Does not apply, since the entire switchgear needs to be evaluated.

10.4 Clearances and creepage distances
Meets the product standard's requirements.

10.5 Protection against electric shock
Does not apply, since the entire switchgear needs to be evaluated.

10.6 Incorporation of switching devices and components
Does not apply, since the entire switchgear needs to be evaluated.

10.7 Internal electrical circuits and connections
Is the panel builder's responsibility.

10.8 Connections for external conductors
Is the panel builder's responsibility.

10.9 Insulation properties
10.9.2 Power-frequency electric strength
Is the panel builder's responsibility.

10.9 Insulation properties
10.9.3 Impulse withstand voltage
Is the panel builder's responsibility.

10.9 Insulation properties
10.9.4 Testing of enclosures made of insulating material
Is the panel builder's responsibility.

10.10 Temperature rise
The panel builder is responsible for the temperature rise calculation. Eaton will provide heat dissipation data for the devices.

10.11 Short-circuit rating
Is the panel builder's responsibility. The specifications for the switchgear must be observed.

10.12 Electromagnetic compatibility
Is the panel builder's responsibility. The

specifications for the switchgear must be observed.

10.13 Mechanical function

The device meets the requirements, provided the information in the instruction leaflet (IL) is observed.

TECHNICAL DATA ETIM 7.0

Relays (EG000019) / Timer relay (EC001439)

Electric engineering, automation, process control engineering / Low-voltage switch technology / Relay and socket / Timed relay (ecl@ss10.0.1-27-37-16-05 [AKF092013])

Type of electric connection
Screw connection

Function delay-on energization
No

Function delay on de-energization
Yes

Function floating contact on energization
No

Function floating contact on de-energization
No

Function star-delta
No

Function pulse shaping
No

Function flashing, starting with pause, fixed time
No

Function flashing, starting with pulse, fixed time
No

Clock function, starting with pause, variable
No

Clock function, starting with pulse, variable
No

With plug-in socket
No

Remote operation possible
No

Suitable for remote control
No

Fluggable on auxiliary contact block
No

Rated control supply voltage U_s at AC 50HZ
24 - 240 V

Rated control supply voltage U_s at AC 60HZ
24 - 240 V

Rated control supply voltage U_s at DC
24 - 240 V

Voltage type for actuating
AC/DC

Nominal current
3 A

Time range
0.05 - 360000 s

Number of outputs, undelayed, normally closed
contact
0

Number of outputs, undelayed, normally open
contact
0

Number of outputs, undelayed, change-over contact
0

Number of outputs, delayed, normally closed contact
0

Number of outputs, delayed, normally open contact
0

Number of outputs, delayed, change-over contact
1

Outputs, reversible delayed/undelayed
No

With semiconductor output
No

Suitable for DIN rail (top hat rail) mounting
Yes

Suitable for front mounting
No

Width
18 mm

Height
70 mm

Depth
63 mm

APPROVALS

Product Standards
IEC/EN 61812-1; IEC/EN 60947-5-1; UL 508; CSA-22.2 No. 14; CE marking

UL File No.
E29184

UL Category Control No.
NKCR, NKCR7

CSA File No.
UL report valid

CSA Class No.
3211-03

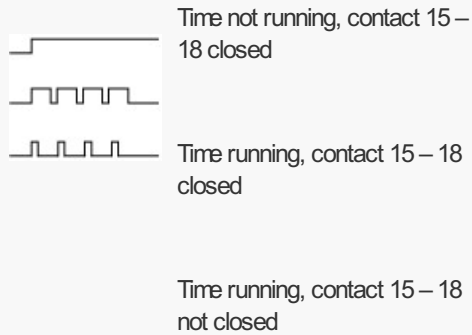
North America Certification
UL listed, certified by UL for use in Canada

Degree of Protection
IEC: IP20, UL/CSA Type: -

CHARACTERISTICS

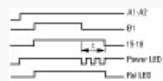
Flow diagram for timing functions

LED legend



- A2/A1 linked
- A2/A1 not linked

12 Off-delayed



DIMENSIONS

