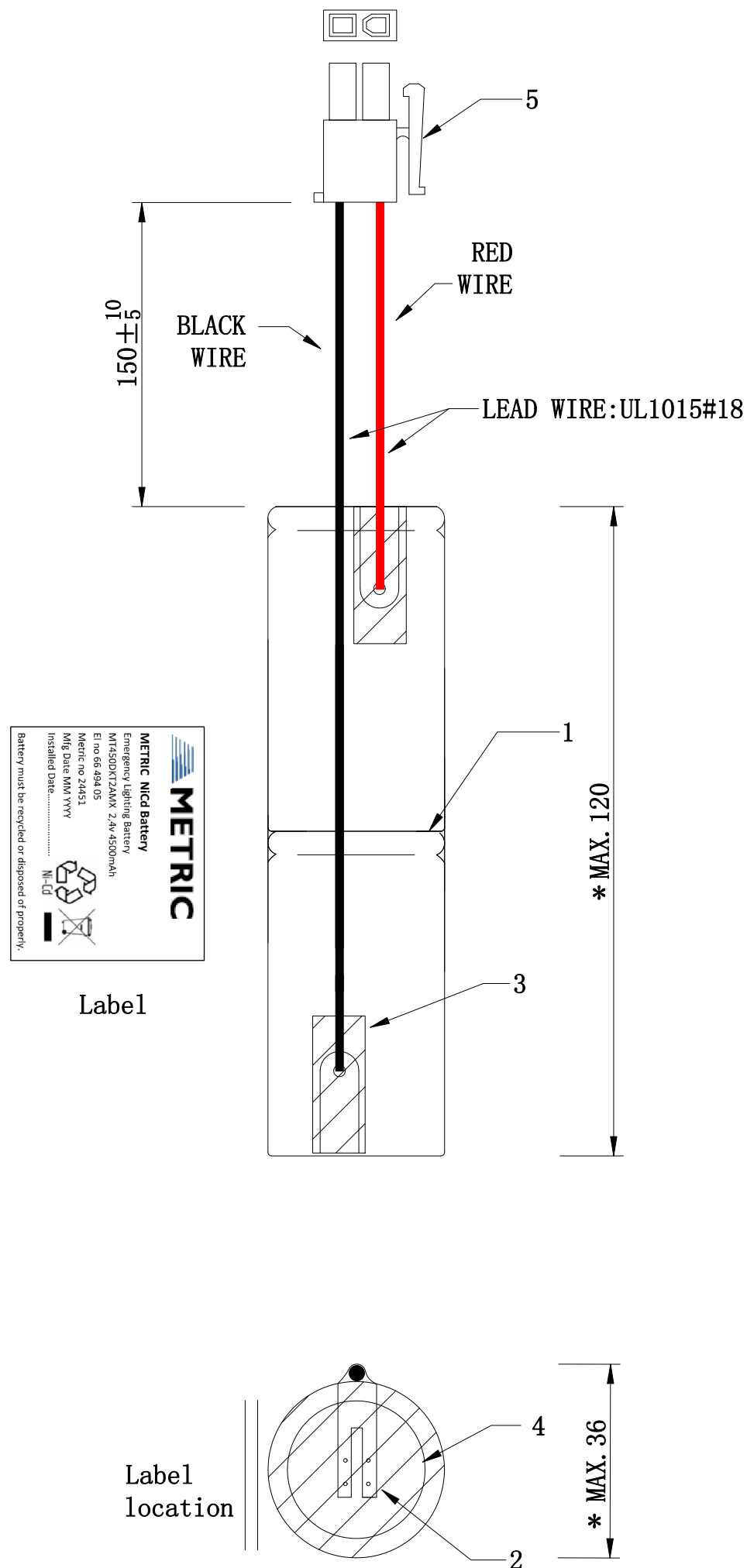
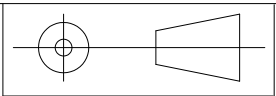


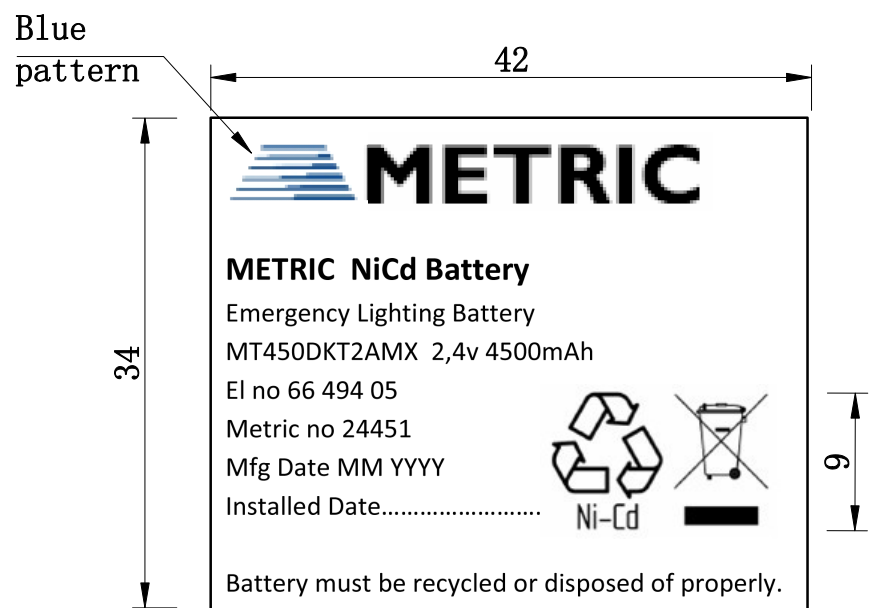
○ Negative pole

○ Positive pole



Remarks:

- 1) Battery cells are welded to be a stick then white colour seelve for them.
- 2) Stick an insulation paper on the top and at the bottom of the battery pack.
- 3) The Battery Pack is covered by white colour for shrink sleeve.
- 4) Stick a label on the battery pack:



NO.	Materials	Quantity	Type and Size
6	Label	1pcs	
5	Connector	1pcs	MOLEX 5557-2
4	Insulation Paper	2pcs	
3	Insulation Tube	2pcs	
2	Terminal plates	2pcs	33×7×0.2
1	Connective plates	1pcs	25×7.5×0.1

MODEL NO	MT450DKT2AMX		<b>NI-Cd D4500H55×2</b> <b>2.4V 4500mAh</b>	Drawing NO.	JD2C28AE-R2
	Signature	Date		Dimension	mm
Drawn by		2010-10-21		Scale	
Approved by				Rev	1
				Customer	EMT